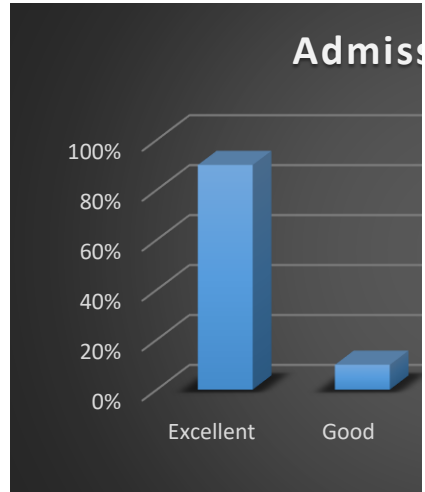


### ADMISSION PROCESS IN THE COLLEGE

Opinion	Admission Process
Excellent	90%
Good	10%
Average	9%
Below Average	
Poor	



### DISCIPLINE IN THE COLLEGE

Opinion	Discipline in the College
Excellent	72%
Good	23%
Average	5%
Below Average	
Poor	



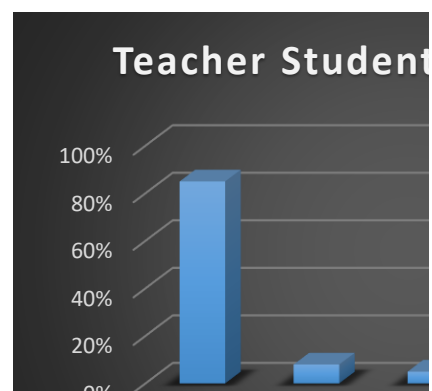
### QUALITY OF TEACHING

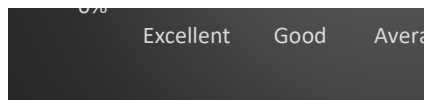
Opinion	Quality of Teaching
Excellent	80%
Good	19%
Average	10%
Below Average	
Poor	



### TEACHER STUDENT RELATIONSHIP

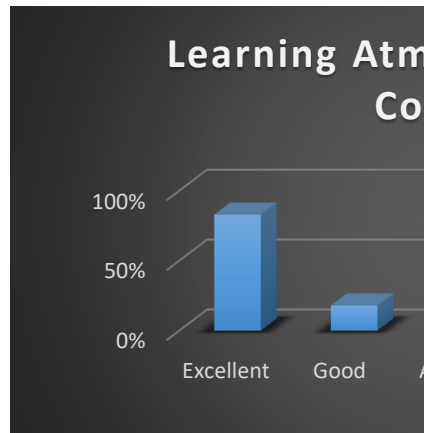
Opinion	Teacher Student Relationship
Excellent	85%
Good	8%
Average	5%
Below Average	
Poor	





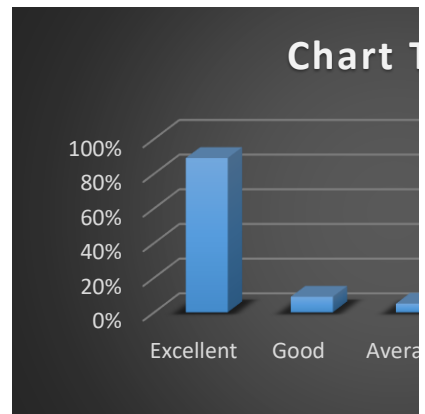
**LEARNING ATMOSPHERE IN THE COLLEGE**

Opinion	Learning Atmosphere of the College
Excellent	83%
Good	18%
Average	8%
Below Average	
Poor	



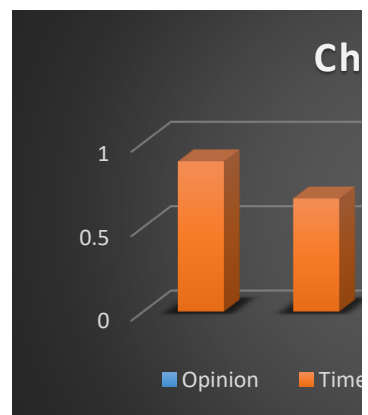
**CURRICULUM OF THE COURSE AND TEACHING METHODS**

Opinion	Curriculum of the Course and Teaching methods
Excellent	89%
Good	9%
Average	5%
Below Average	
Poor	



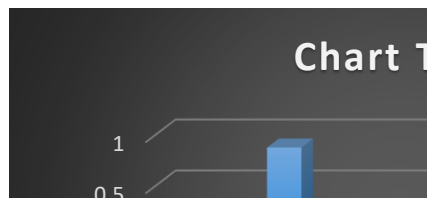
**TIMELY CONDUCT OF LECTURES, PRACTICALS AND RELATED ACTIVITIES**

Opinion	Timely Conduct of Lectures, Practicals
Excellent	89%
Good	67%
Average	5%
Below Average	
Poor	




**EXPOSURE TO EXTRA CURRICULAR ACTIVITIES**

Opinion	Exposure to Extra Curricular Activities
Excellent	88%
Good	11%
Average	8%
Below Average	2%

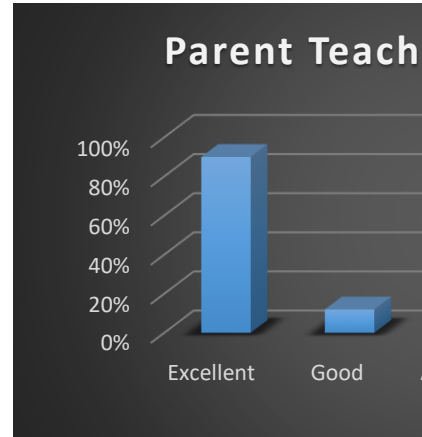


Poor	
------	--



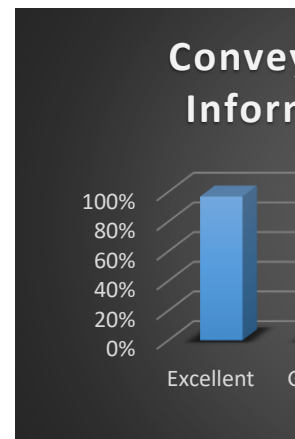
### PARENTS TEACHER INTERACTIONS

Opinion	Parent Teachers Interactions
Excellent	90%
Good	12%
Average	7%
Below Average	
Poor	



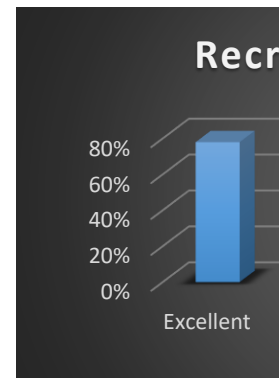
### CONVEYANCE OF ESSENTIAL INFORMATION (UNIVERSITY)

Opinion	Conveyance of Essential Information (Students)
Excellent	97%
Good	3%
Average	
Below Average	
Poor	



### RECREATIONAL ACTIVITIES

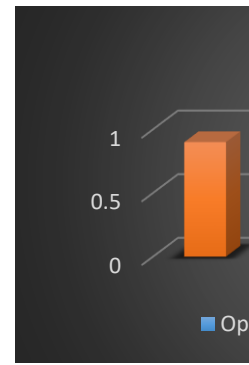
Opinion	Recreational activities
Excellent	78%
Good	22%
Average	9%
Below Average	3%
Poor	



### DRINKING WATER FACILITY

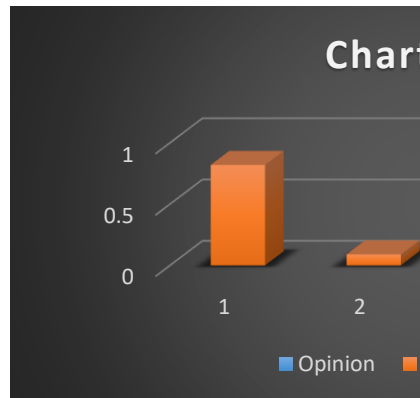


Opinion	ng Water Facility
Excellent	90%
Good	10%
Average	3%
Below Average	
Poor	



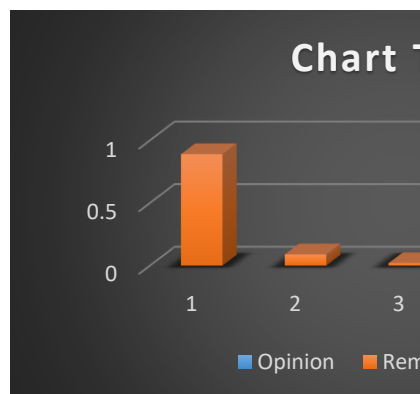
#### ACTIVITIES OF CLUBS

Opinion	Activities of Clubs
EXCELLENT	82%
GOOD	9%
AVERAGE	9%



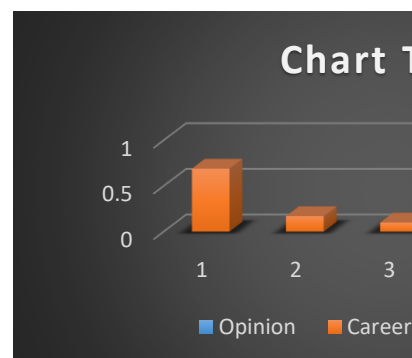
#### REMEDIAL TEACHING

Opinion	Remedial Teaching
Opinion	89%
EXCELLENT	9%
GOOD	2%
AVERAGE	



#### CAREER GUIDANCE FACILITY

Opinion	Career Guidance Facility
EXCELLENT	69%
GOOD	17%
AVERAFE	10%

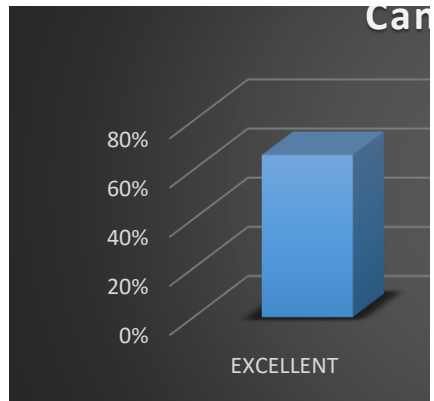


#### CANTEEN FACILITY

Opinion	Canteen Facility

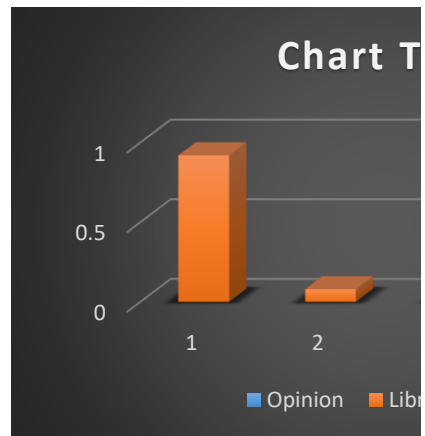


EXCELLENT	66%
AVERAGE	20%
GOOD	10%



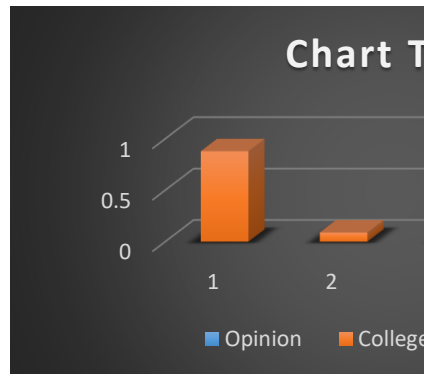
#### LIBRARY FACILITY

Opinion	Library Facility
EXCELLENT	92%
GOOD	8%
AVERAGE	



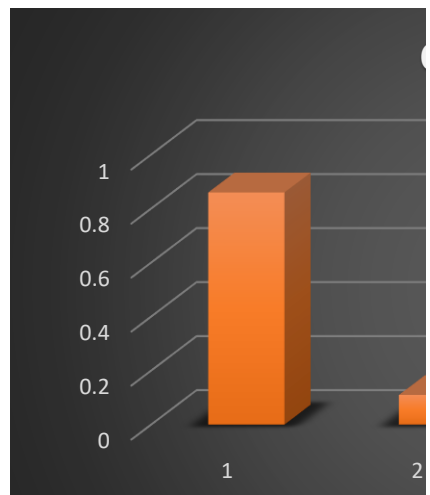
#### COLLEGE UNION ACTIVITIES

Opinion	College Union Activities
EXCELLENT	88%
GOOD	9%
AVERAGE	3%




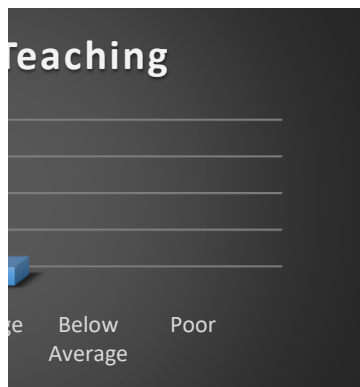
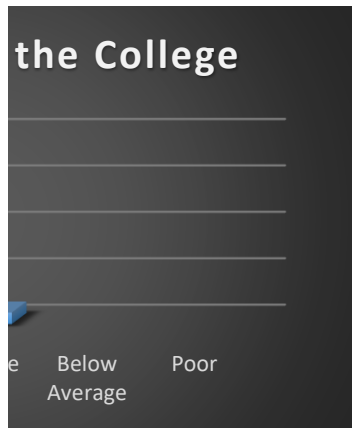
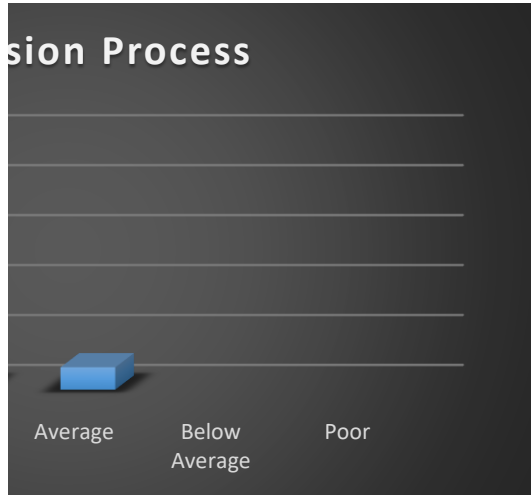
#### GRIEVANCE REDRESSAL MECHANISM

Opinion	Grievance Redressal Mechanism
EXCELLENT	86%
GOOD	11%
AVERAGE	3%





# STUDENT SATISFACTION SURVEY



age Below Poor  
Average

