

SREE NARAYANA COLLEGE

Karamcode P.O, Chathannur, Kerala- 691572

Affiliated to University of Kerala

NAAC accredited with 'B' grade



Email: snchthannur@gmail.com; Ph: 0474-2593312; Website: <https://snchathannur.ac.in/>

2. Please provide stakeholders feedback analysis report with sealed and signed by the Head of the Institute

2017-2018

STUDENTS FEEDBACK ANALYSIS REPORT

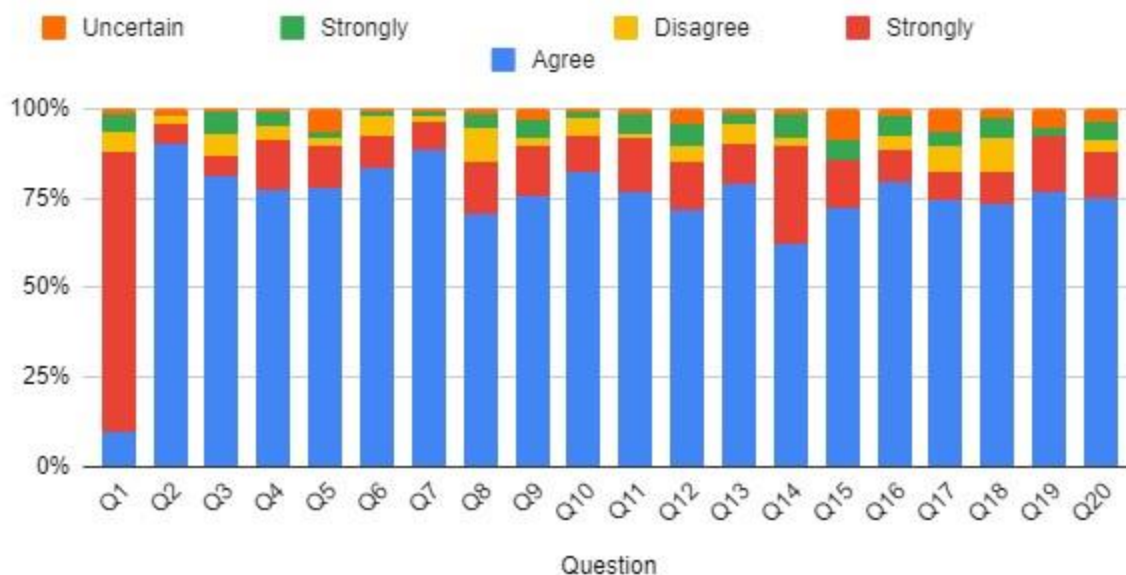
The students are the most important stakeholders of Higher Education systems. The interest and participation of students at all levels in both internal quality assurance and external quality assurance have to play a central role. The college had collected the feedback on curriculum on online mode from the students. The five-point scale feedback form on the curriculum has been received from 125 students.

The student's response with reference to curriculum were depicted in graphical manner.

A total of 307 students responses were compiled and analysed properly.

Question	Agree (%)	Strongly Agree (%)	Disagree (%)	Strongly Disagree (%)	Uncertain (%)
Q1	9.6	78.5	5.6	4.7	1.6
Q2	88.8	5.64	2	1.56	2
Q3	81	5.6	6.4	6.0	1
Q4	77	14	4	4	1
Q5	77.6	12.0	2.4	1.6	6.4

Q6	83.6	8.8	5.6	1	1
Q7	88.4	8	1.6	1	1
Q8	70.4	14.4	9.6	4	1.6
Q9	75.4	14	2.4	5.0	3.2
Q10	82.2	10.4	4.8	1.6	1
Q11	76.8	15	1	5.6	1.6
Q12	71.6	13.2	4.8	6.0	4.4
Q13	78.4	11	5.6	2.4	1.6
Q14	62	27.6	2.4	6.4	1.6
Q15	65.2	12.4	8.6	4.8	8
Q16	79.5	9.1	3.7	5.4	2.3
Q17	74.3	7.7	7.5	3.7	6.8
Q18	73.2	9.2	9.3	5.6	2.7
Q19	70.2	14.2	8.4	2.2	5
Q20	75.2	12.4	3.6	4.8	4



The above graph and the table indicated the response of students to curriculum. It is understood that majority (76% and more) of the students were in agreeable terms and condition to the various parameters of the study and exhibits a favourable attitude and perception towards curriculum. About 72% and more of students responded the curriculum and its aspects in strongly agreeable manner. Only a minority section {Less than 4% } of students opined to improvise the curriculum to adapt the situation.

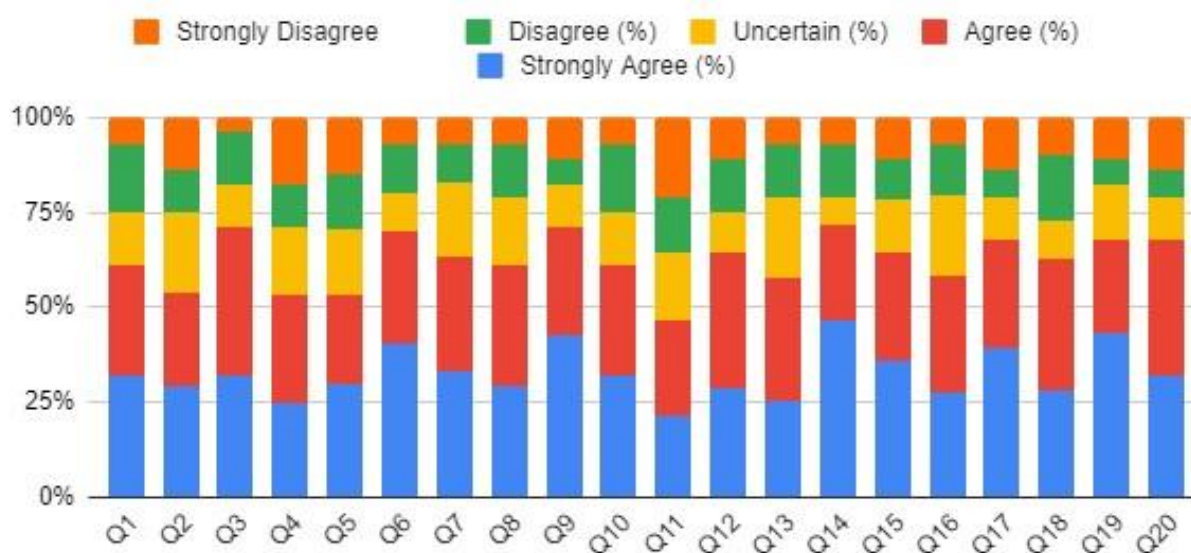
TEACHERS FEEDBACK ANALYSIS REPORT

The interest and participation of teachers in internal quality assurance and external quality assurance play a central role in fine tuning of the educational system. The college had collected the feedback on curriculum via offline mode. The five-point scale feedback Questionnaire on the curriculum has been received from 28 teachers. The teacher's response with reference to curriculum was presented in graphical manner which help in portraying the curriculum in both academic and non -academic matters.

No:	Questions	Strongly Agree (%)	Agree (%)	Uncertain (%)	Disagree (%)	Strongly Disagree (%)
Q1	The syllabus is /was challenging	32	29	14	18	7
Q2	The allocation of the credits to the course is appropriate in relation to the level of course work	29	25	21	11	14

Q3	The depth of the course content is adequate in relation to the expected Course Outcomes	32	39	11	14	4
Q4	Almost entire syllabus is /was covered in the class by the teacher	25	29	18	11	18
Q5	The units/sections in the syllabus are properly sequenced	30	24	17	15	15
Q6	Syllabus equipped me with necessary technical skills to face the industry	40	29	10	13	7
Q7	The syllabus enabled me to improve my ability to formulate, analyse and solve problems	33	30	20	10	7
Q8	Syllabus inculcated necessary ethical values and concern for the society	29	32	18	14	7
Q9	Sufficient number of prescribed books and reference material are available in the library	43	29	11	7	11
Q10	The internal evaluation system as it exists regarding syllabus is effective	32	29	14	18	7
Q11	Syllabus having updated content	21	25	18	14	21
Q12	Programmes outcomes of the syllabi are well defined	29	36	11	14	11
Q13	Need to include skill -based content in current syllabus	25	32	21	14	7
Q14	Curriculum helping in developing your personality	46	25	7	14	7
Q15	The syllabus has good balance between theory and application	36	29	14	11	11
Q16	Curriculum has prospects for higher education/employability	28	31	21	14	7
Q17	The curriculum gives scope for internship/training/research	39	29	11	7	14
Q18	Modern teaching aids, power point presentations, webresources, multi- media,e-content etc, are used by most of the teachers while teaching	28	34	10	17	10

Q19	Electives offered are supportive to the core papers	43	25	14	7	11
Q20	Equal weightage is given to theory and practical course content	32	36	11	7	14



As per the analysis, it is understood that majority of the teachers are in agreeable terms with the syllabus is need based and it has given equal weightage to theory and practical content. Minority number of teachers are of opinion about that the library contains sufficient number of books. The analysis is properly done with statistical tools and the results is discussed in college council for further action.

ALUMNI FEEDBACK ANALYSIS REPORT

A questionnaire has been designed to seek feedback from alumni to collect their opinion regarding the quality of academic environment of the college. Overall, 221 alumni responded to the questionnaire circulated for the purpose. For each item the alumni indicates his / her level of agreement with the following statements by selecting appropriate option: Excellent, Very Good, Good, Satisfactory, Unsatisfactory

Overall Feedback analysis: The various graphs the different views expressed by Alumni in regard to their perception of quality in an educational institution. The Alumni feedback Teaching and

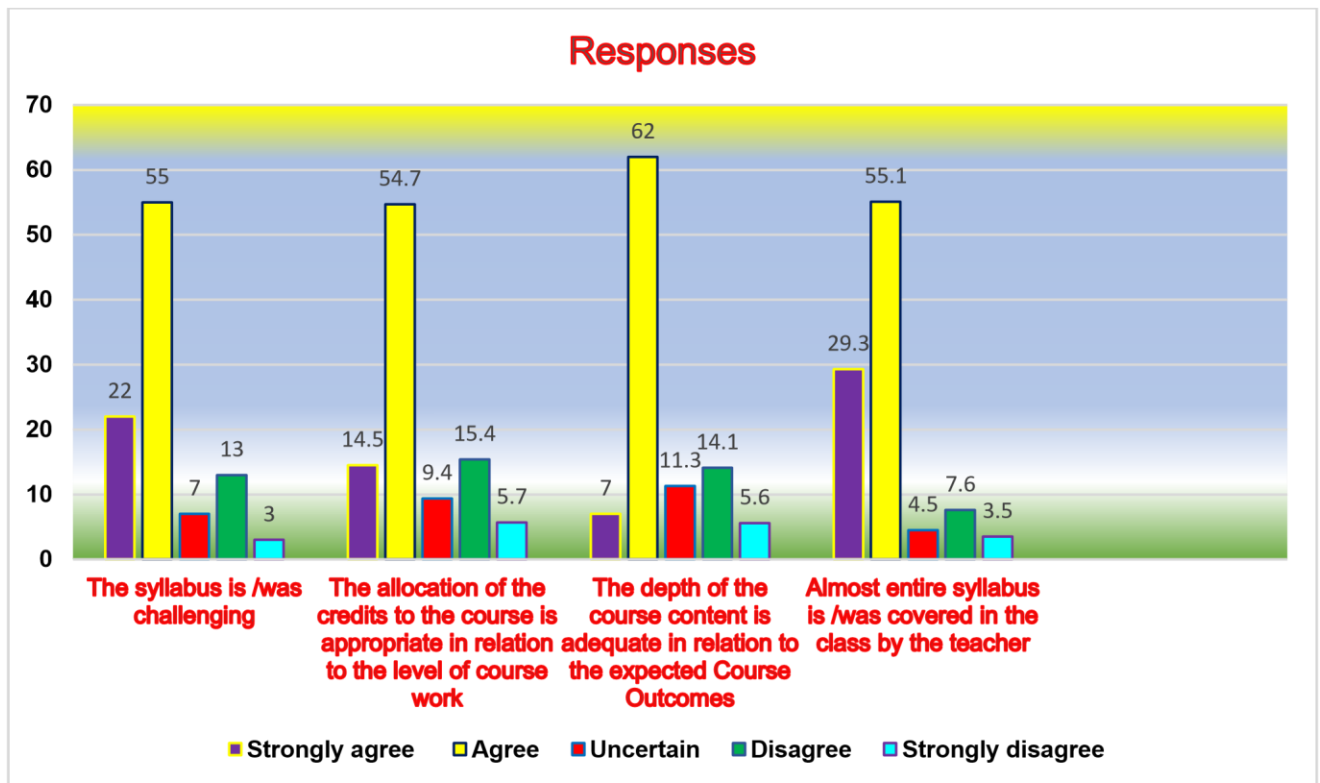
learning process as excellent and Infrastructure & Lab facilities, Promotion of Extension activities, Promotion of cocurricular activities, Library facility, Teacher - Student relationship, faculty, student teacher relationship, Environment, Overall campus experience as Very good. Only minority sample reacted the parameters as unsatisfactory.

2018-2019

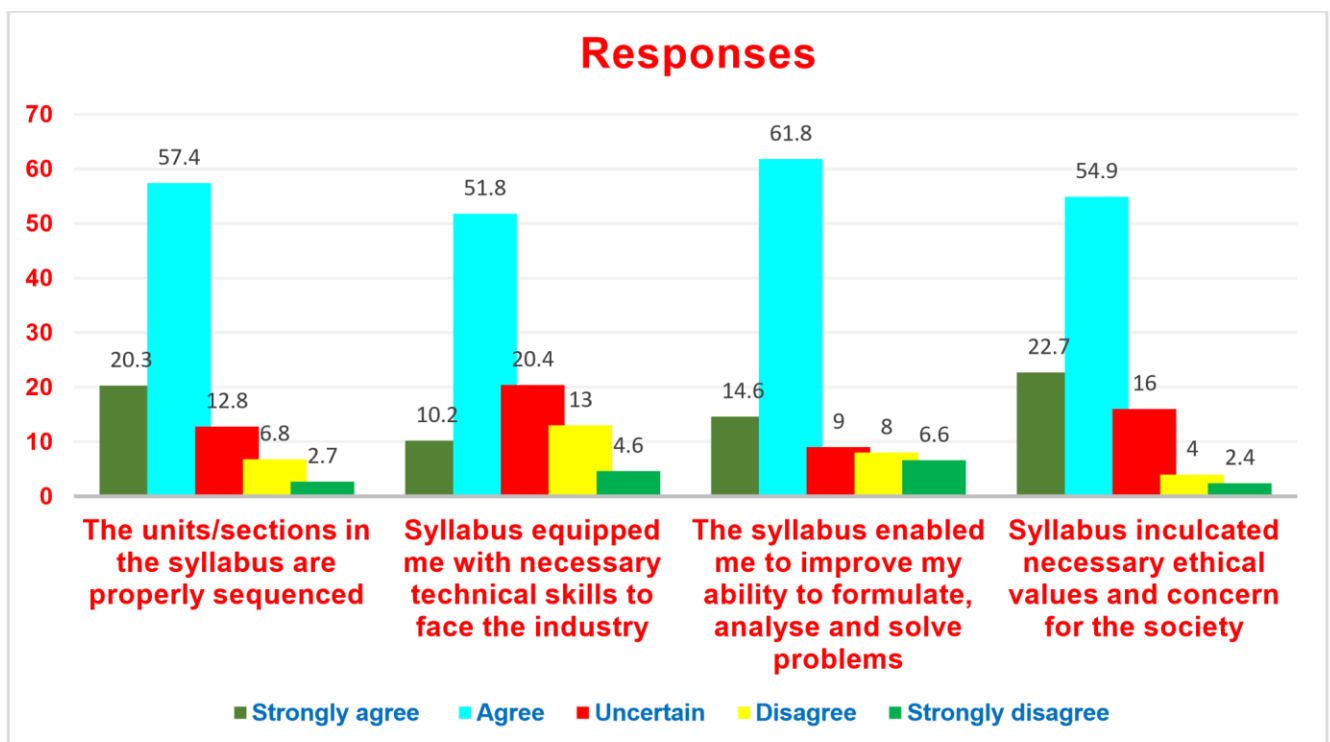
STUDENTS FEEDBACK ANALYSIS REPORT

The students are the most important stakeholders of Higher Education systems. The interest and participation of students at all levels in both internal quality assurance and external quality assurance have to play a central role. The college had collected the feedback on curriculum on offline mode from the students. The five-point scale feedback form on the curriculum has been received from 201 students.

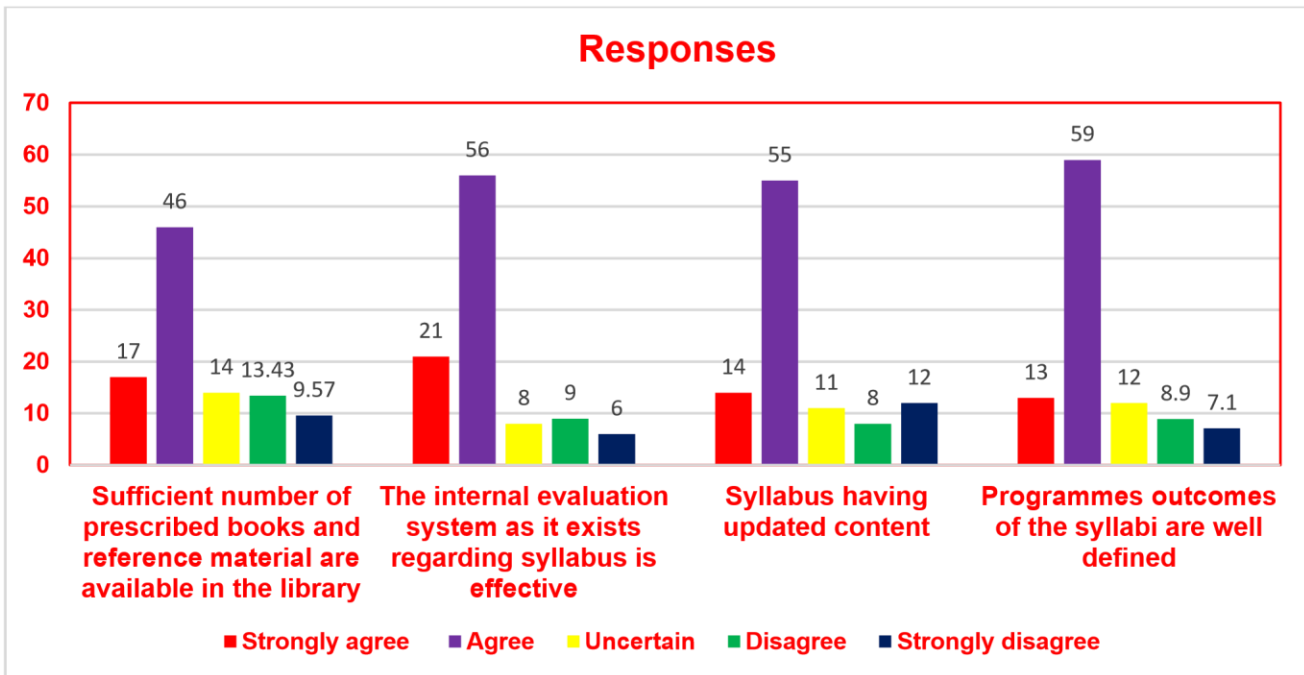
The student's response with reference to curriculum were depicted in graphical manner. A total of 201 students' responses were compiled and analyses properly. A set of five questions were analysed and interpreted in each diagram. Each diagram is represented with four set of questions.



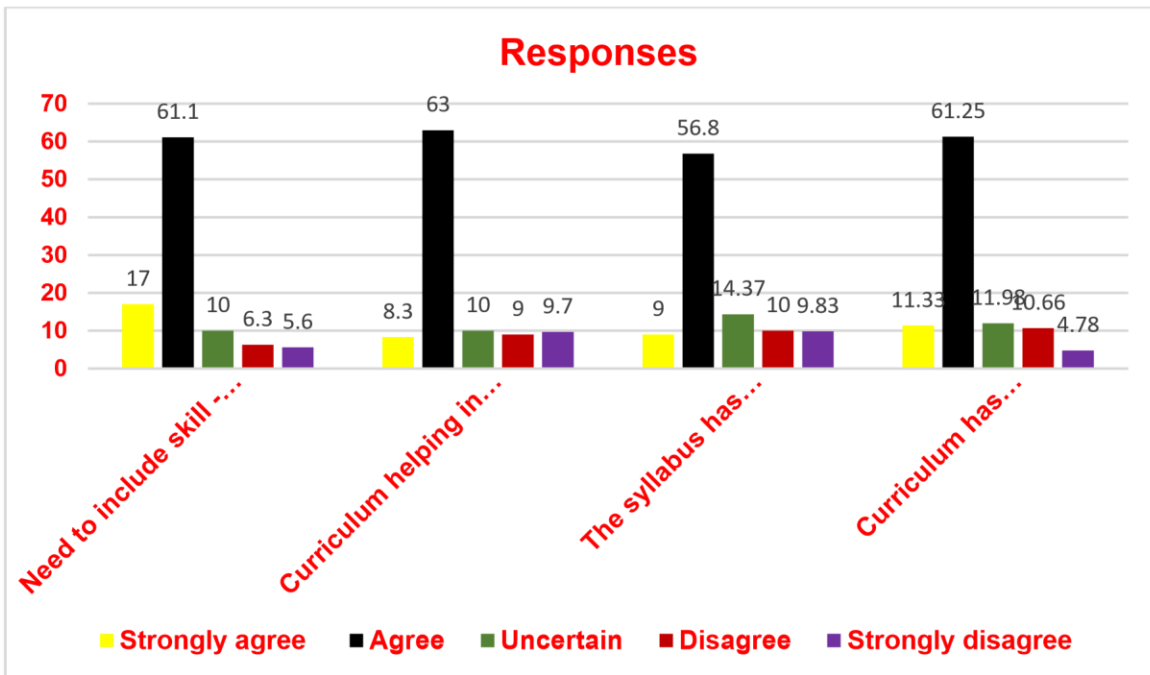
Source: Primary Data



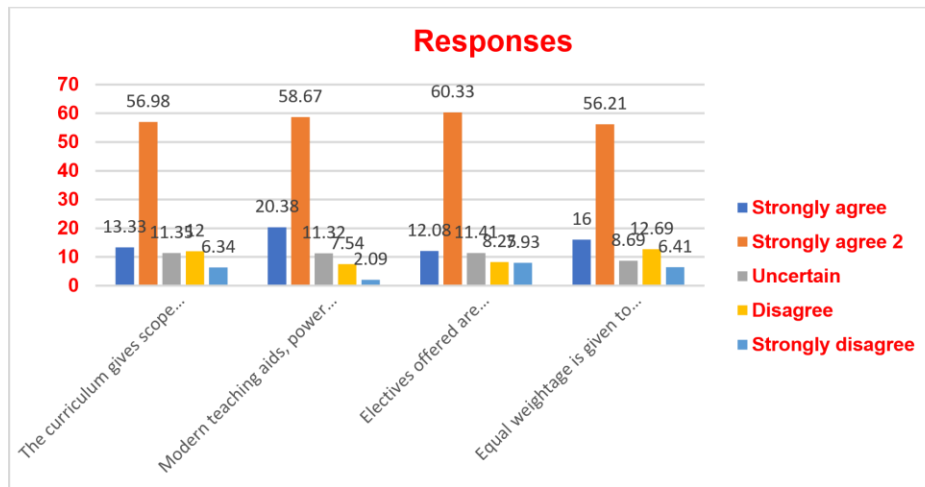
Source: Primary Data



Source: Primary Data



Source: Primary Data



Source: Primary Data

PERCENTAGE ANALYSIS:

No:	Questions	Strongly agree (%)	Strongly agree (%)	Uncertain (%)	Disagree (%)	Strongly disagree (%)
Q1	The syllabus is /was challenging	22	55	7	13	3
Q2	The allocation of the credits to the course is appropriate in relation to the level of course work	14.5	54.7	9.4	15.4	5.7
Q3	The depth of the course content is adequate in relation to the expected Course Outcomes	7	62	11.3	14.1	5.6
Q4	Almost entire syllabus is /was covered in the class by the teacher	29.3	55.1	4.5	7.6	3.5
Q5	The units/sections in the syllabus are properly sequenced	20.3	57.4	12.8	6.8	2.7
Q6	Syllabus equipped me with necessary technical skills to face the industry	10.2	51.8	20.4	13	4.6
Q7	The syllabus enabled me to improve my ability to formulate, analyse and solve problems	14.6	61.8	9	8	6.6
Q8	Syllabus inculcated necessary ethical values and concern for the society	22.7	54.9	16	4	2.4
Q9	Sufficient number of prescribed books and reference material are available in the library	17	46	14	13.43	9.57

Q10	The internal evaluation system as it exists regarding syllabus is effective	21	56	8	9	6
Q11	Syllabus having updated content	14	55	11	8	12
Q12	Programmes outcomes of the syllabi are well defined	13	59	12	8.9	7.1
Q13	Need to include skill -based content in current syllabus	17	61.1	10	6.3	5.6
Q14	Curriculum helping in developing your personality	8.3	63	10	9	9.7
Q15	The syllabus has good balance between theory and application	9	56.8	14.37	10	9.83
Q16	Curriculum has prospects for higher education/employability	11.33	61.25	11.98	10.66	4.78
Q17	The curriculum gives scope for internship/training/research	13.33	56.98	11.35	12	6.34
Q18	Modern teaching aids, power point presentations, web-resources, multi-media,e-content etc, are used by most of the teachers while teaching	20.38	58.67	11.32	7.54	2.09
Q19	Electives offered are supportive to the core papers	12.08	60.33	11.41	8.25	7.93
Q20	Equal weightage is given to theory and practical course content	16	56.21	8.69	12.69	6.41

Interpretation of the study:

The above graph and table depicted the response of students with respect to curriculum. It is viewed that majority of the students agreed the various variables of the sample study and showcased a favourable attitude towards the curriculum. More than 25 % responded the curriculum and its aspects in a strongly agreeable manner. Minority students opined to improvise the curriculum to meet the situation.

TEACHERS FEEDBACK ANALYSIS REPORT

The teachers are the most important stakeholders of Higher Education systems. The interest and participation of teachers at all levels in both internal quality assurance and external quality assurance have to play a central role. The college had collected the feedback on curriculum via offline mode from the teachers.

The teachers response with reference to curriculum were depicted in graphical manner which helps in portraying the curriculum in both academic and non -academic matters.

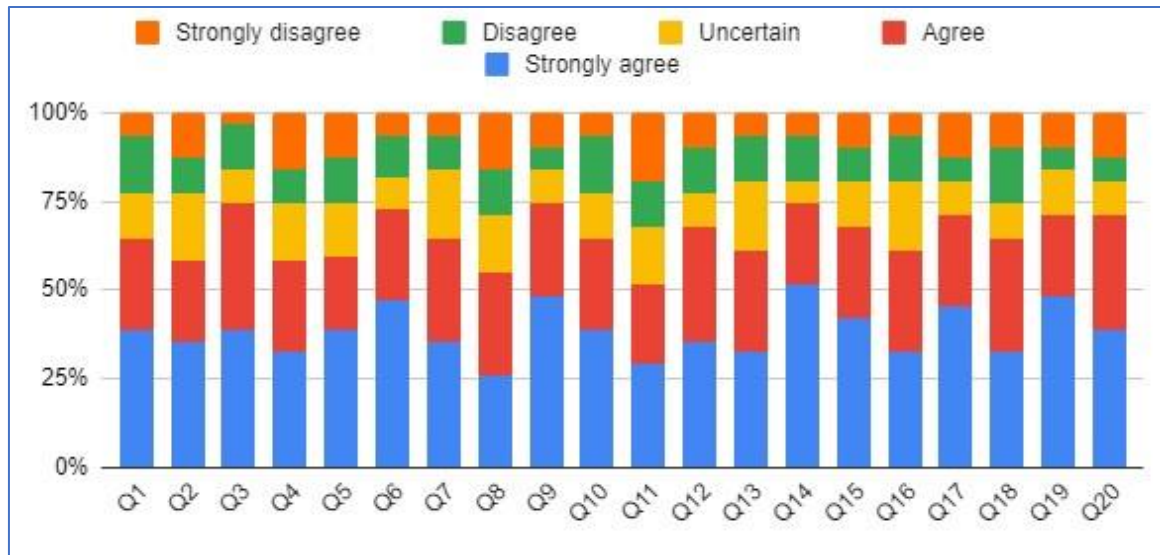
PERCENTAGE ANALYSIS:

No:	Questions	Strongly agree	Agree (%)	Uncertain (%)	Disagree (%)	Strongly disagree (%)
Q1	The syllabus is /was challenging	38.73	25.8	12.9	16.12	6.45
Q2	The allocation of the credits to the course is appropriate in relation to the level of course work	35.5	22.58	19.35	9.67	12.9
Q3	The depth of the course content is adequate in relation to the expected Course Outcomes	38.73	35.48	9.67	12.9	3.22
Q4	Almost entire syllabus is /was covered in the class by the teacher	32.29	25.8	16.12	9.67	16.12
Q5	The units/sections in the syllabus are properly sequenced	38.92	20.58	14.7	12.9	12.9
Q6	Syllabus equipped me with necessary technical skills to face the industry	47.17	25.8	8.82	11.76	6.45
Q7	The syllabus enabled me to improve my ability to formulate, analyse and solve problems	35.5	29.03	19.35	9.67	6.45
Q8	Syllabus inculcated necessary ethical values and concern for the society	25.8	29.03	16.12	12.9	16.15

Q9	Sufficient number of prescribed books and reference material are available in the library	48.41	25.8	9.67	6.45	9.67
Q10	The internal evaluation system as it exists regarding syllabus is effective	38.73	25.8	12.9	16.12	6.45
Q11	Syllabus having updated content	29.05	22.58	16.12	12.9	19.35
Q12	Programmes outcomes of the syllabi are well defined	35.51	32.25	9.67	12.9	9.67
Q13	Need to include skill -based content in current syllabus	32.27	29.03	19.35	12.9	6.45
Q14	Curriculum helping in developing your personality	51.62	22.58	6.45	12.9	6.45
Q15	The syllabus has good balance between theory and application	41.96	25.8	12.9	9.67	9.67
Q16	Curriculum has prospects for higher education/employability	32.27	29.03	19.35	12.9	6.45
Q17	The curriculum gives scope for internship/training/research	45.18	25.8	9.67	6.45	12.9
Q18	Modern teaching aids, power point presentations, web-resources, multi-media,e-content etc, are used by most of the teachers while teaching	32.29	32.25	9.67	16.12	9.67
Q19	Electives offered are supportive to the core papers	48.4	22.58	12.9	6.45	9.67
Q20	Equal weightage is given to theory and practical course content	38.73	32.25	9.67	6.45	12.9

Analysis and Interpretation of the study:

As per the analysis, it is understood that majority of the teachers are in agreeable terms with reference to the curriculum designing and presentation. Minority number of teachers are of opinion about the updating of curriculum and its aspects. The analysis is properly done with statistical tools and the results is discussed in college council for further action.



ALUMNI FEEDBACK ANALYSIS REPORT

A questionnaire has been designed to seek feedback from alumni to collect their opinion regarding the quality of academic environment of the college. Overall, 218 alumni responded to the questionnaire circulated for the purpose. For each item the alumni indicate his / her level of agreement with the following statements by selecting appropriate option: Excellent, Very Good, Good, Satisfactory, Unsatisfactory

Overall Feedback analysis: The various graphs indicated the different views expressed by Alumni in regard to their perception of quality in an educational institution. The Alumni feedback Teaching and learning process as excellent and Infrastructure & Lab facilities, Promotion of Extension activities, Promotion of cocurricular activities, Library facility, Teacher - Student relationship, faculty, student teacher relationship, Environment, Overall campus experience as Very good. Only minority sample reacted the parameters as unsatisfactory.

2019-2020

STUDENTS FEEDBACK ANALYSIS REPORT

The students are the most important stakeholders of Higher Education systems. The interest and participation of students at all levels in both internal quality assurance and external quality assurance have to play a central role. The college had collected the feedback on curriculum on online mode from the students. The five-point scale feedback form on the curriculum has been received from 292 students.

The student's response with reference to curriculum were depicted in graphical manner. A total of 292 students' responses were compiled and analysed properly. The different charts like pie-diagram, histogram, bar diagram are also used for the representation. A set of five questions were analysed and interpreted in each diagram .

PERCENTAGE ANALYSIS:

No:	Questions	Strongly agree (%)	Agree (%)	Uncertain (%)	Disagree (%)	Strongly disagree (%)
Q1	The syllabus is /was challenging	20	58	6	12.5	3.5
Q2	The allocation of the credits to the course is appropriate in relation to the level of course work	11.2	48.6	12.3	18.2	9.7
Q3	The depth of the course content is adequate in relation to the expected Course Outcomes	5.30	61.3	16.1	12.6	4.7
Q4	Almost entire syllabus is /was covered in the class by the teacher	31.4	48.9	7.1	8.6	4
Q5	The units/sections in the syllabus are properly sequenced	19.3	51.6	11.4	9.4	8.3
Q6	Syllabus equipped me with necessary technical skills to face the industry	7.4	49.6	21.8	18.7	2.5
Q7	The syllabus enabled me to improve my ability to formulate, analyse and solve problems	15.6	60.8	8.5	11.5	3.6
Q8	Syllabus inculcated necessary ethical values and concern for the society	20.2	51.9	14.5	9.3	4.1
Q9	Sufficient number of prescribed books and reference material are available in the library	14.5	45.8	17.3	13.34	9.06

Q10	The internal evaluation system as it exists regarding syllabus is effective	18.7	56.8	9.3	12	3.2
Q11	Syllabus having updated content	17.8	61.3	9.1	9.5	2.3
Q12	Programmes outcomes of the syllabi are well defined	11.4	57.78	16.55	10.3	3.97
Q13	Need to include skill -based content in current syllabus	15.61	58.88	9.14	8.8	7.57
Q14	Curriculum helping in developing your personality	7.57	61.12	12.13	7.85	11.33
Q15	The syllabus has good balance between theory and application	8.2	54.6	15.6	11.3	10.3
Q16	Curriculum has prospects for higher education/employability	10	64.5	10.3	8.9	6.3
Q17	The curriculum gives scope for internship/training/research	16.5	53.5	13.7	11.9	4.4
Q18	Modern teaching aids, power point presentations, web-resources, multi- media,e-content etc, are used by most of the teachers while teaching	18.8	56.9	10.4	8.5	5.4
Q19	Electives offered are supportive to the core papers	11.3	64.8	12.7	7.5	3.7
Q20	Equal weightage is given to theory and practical course content	14.8	58.9	10.8	11.4	4.1

Interpretation of the study:

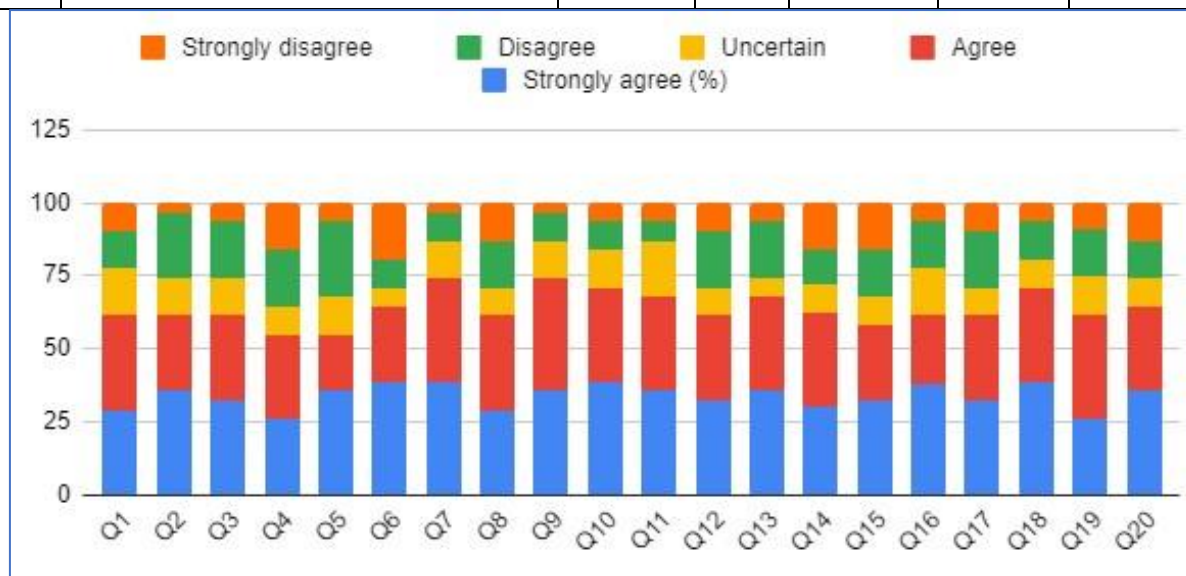
The above graph and table depicted the response of students with respect to curriculum. It is viewed that majority of the students agreed the various variables of the sample study and showcased a favourable attitude towards the curriculum. More than 25 % responded the curriculum and its aspects in a strongly agreeable manner. Minority students opined to improvise the curriculum to meet the situation.

TEACHERS FEEDBACK ANALYSIS REPORT

The teachers are the most important stakeholders of Higher Education systems. The interest and participation of teachers at all levels in both internal quality assurance and external quality assurance have to play a central role. The college had collected the feedback on curriculum on offline mode from the teachers.

No:	Questions	Strongly agree	Agree (%)	Uncertain (%)	Disagree (%)	Strongly disagree (%)
Q1	The syllabus is /was challenging	38.73	25.8	12.9	16.12	6.45
Q2	The allocation of the credits to the course is appropriate in relation to the level of course work	35.5	22.58	19.35	9.67	12.9
Q3	The depth of the course content is adequate in relation to the expected Course Outcomes	38.73	35.48	9.67	12.9	3.22
Q4	Almost entire syllabus is /was covered in the class by the teacher	32.29	25.8	16.12	9.67	16.12
Q5	The units/sections in the syllabus are properly sequenced	38.92	20.58	14.7	12.9	12.9
Q6	Syllabus equipped me with necessary technical skills to face the industry	47.17	25.8	8.82	11.76	6.45
Q7	The syllabus enabled me to improve my ability to formulate, analyse and solve problems	35.5	29.03	19.35	9.67	6.45
Q8	Syllabus inculcated necessary ethical values and concern for the society	25.8	29.03	16.12	12.9	16.15
Q9	Sufficient number of prescribed books and reference material are available in the library	48.41	25.8	9.67	6.45	9.67
Q10	The internal evaluation system as it exists regarding syllabus is effective	38.73	25.8	12.9	16.12	6.45
Q11	Syllabus having updated content	29.05	22.58	16.12	12.9	19.35
Q12	Programmes outcomes of the syllabi are well defined	35.51	32.25	9.67	12.9	9.67
Q13	Need to include skill -based content in current syllabus	32.27	29.03	19.35	12.9	6.45
Q14	Curriculum helping in developing your personality	51.62	22.58	6.45	12.9	6.45

Q15	The syllabus has good balance between theory and application	41.96	25.8	12.9	9.67	9.67
Q16	Curriculum has prospects for higher education/employability	32.27	29.03	19.35	12.9	6.45
Q17	The curriculum gives scope for internship/training/research	45.18	25.8	9.67	6.45	12.9
Q18	Modern teaching aids, power point presentations, web-resources, multi-media,e-content etc, are used by most of the teachers while teaching	32.29	32.25	9.67	16.12	9.67
Q19	Electives offered are supportive to the core papers	48.4	22.58	12.9	6.45	9.67
Q20	Equal weightage is given to theory and practical course content	38.73	32.25	9.67	6.45	12.9



ALUMNI FEEDBACK ANALYSIS REPORT

The purpose of this feedback is to obtain alumni input on the quality of education they received and the level of preparation they had at the college and to assess the quality of the academic program. This questionnaire is intended to collect information relating to your satisfaction towards the curriculum, teaching, learning and evaluation. The information provided by you will be kept confidential and will be used as important feedback for quality improvement of the program of studies/institution.

The various graphs indicated the different views expressed by Alumni in regard to their perception of quality in an educational institution. The Alumni feedback Teaching and learning process as excellent and Infrastructure & Lab facilities, Promotion of Extension activities, Promotion of cocurricular activities, Library facility, Teacher - Student relationship, faculty, student teacher relationship, Environment, Overall campus experience as Very good. Only minority sample reacted the parameters as unsatisfactory.

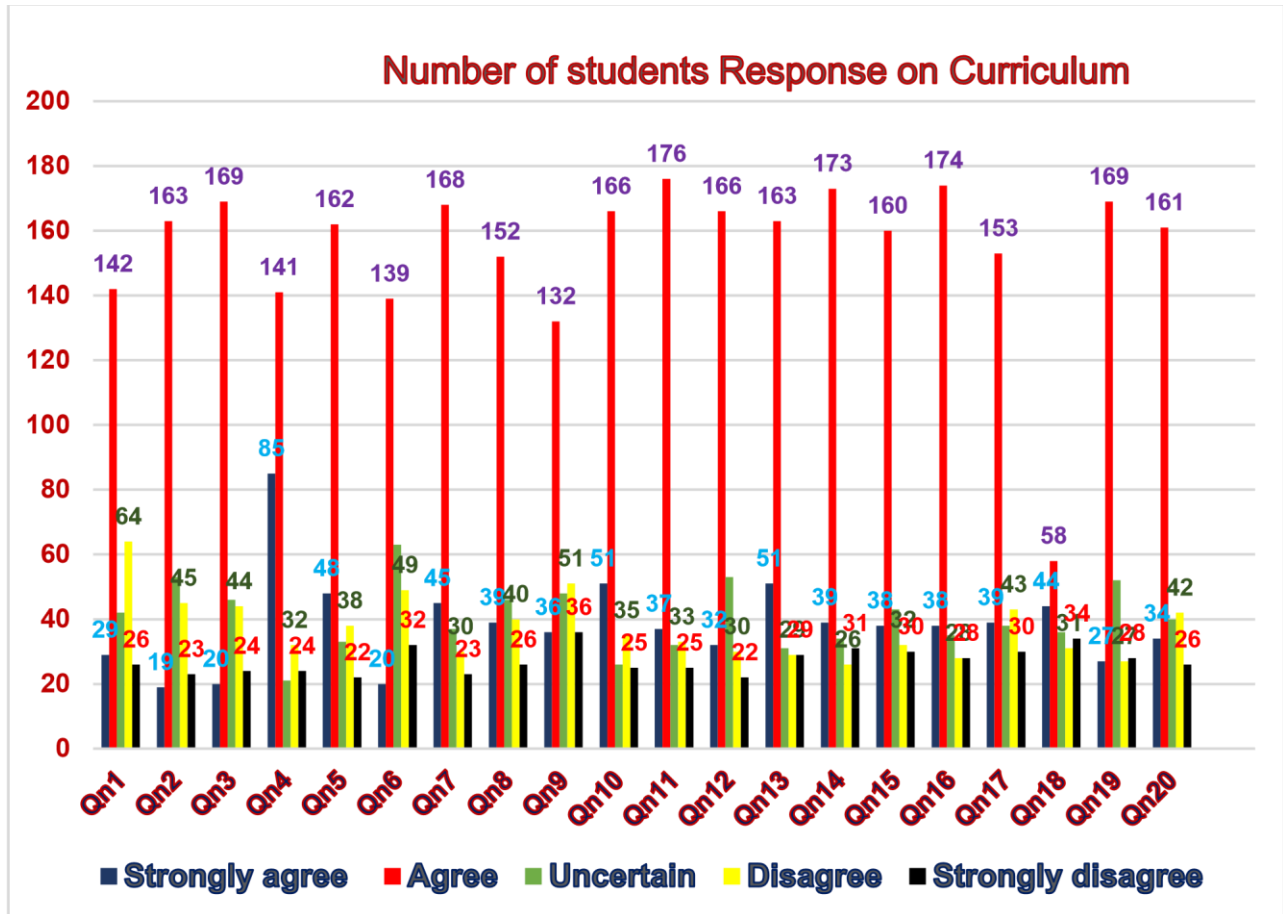
2020-2021

STUDENTS FEEDBACK ANALYSIS REPORT

The students are the most important stakeholders of Higher Education systems. The interest and participation of students at all levels in both internal quality assurance and external quality

assurance have to play a central role. The college had collected the feedback on curriculum on online mode from the students. The five-point scale feedback form on the curriculum has been received from 303 students.

The student's response with reference to curriculum were depicted in graphical manner. A total of 303 students' responses were compiled and analysed properly.



PERCENTAGE ANALYSIS:

No:	Questions	Strongly agree (%)	Agree (%)	Uncertain (%)	Disagree (%)	Strongly disagree (%)
Q1	The syllabus is /was challenging	35.71	21.42	7.14	21.42	14.28
Q2	The allocation of the credits to the course is appropriate in relation to the level of course work	39.28	17.85	14.28	10.71	17.85

Q3	The depth of the course content is adequate in relation to the expected Course Outcomes	28.57	25	10.71	17.85	14.28
Q4	Almost entire syllabus is /was covered in the class by the teacher	25	28.57	17.85	14.28	14.28
Q5	The units/sections in the syllabus are properly sequenced	42.85	28.57	7.14	10.71	14.28
Q6	Syllabus equipped me with necessary technical skills to face the industry	32.14	39.28	10.71	7.14	17.85
Q7	The syllabus enabled me to improve my ability to formulate, analyse and solve problems	25	32.14	14.28	17.85	10.71
Q8	Syllabus inculcated necessary ethical values and concern for the society	21.42	28.57	25	17.85	7.14
Q9	Sufficient number of prescribed books and reference material are available in the library	42.85	28.57	7.14	17.85	3.57
Q10	The internal evaluation system as it exists regarding syllabus is effective	32.14	35.71	14.28	10.71	7.14
Q11	Syllabus having updated content	28.57	25	17.85	21.42	7.14
Q12	Programmes outcomes of the syllabi are well defined	46.42	25	17.85	7.14	3.57
Q13	Need to include skill -based content in current syllabus	35.71	28.57	17.85	10.71	7.14
Q14	Curriculum helping in developing your personality	28.57	35.71	10.71	14.28	14.28
Q15	The syllabus has good balance between theory and application	46.42	32.14	7.14	10.71	3.57
Q16	Curriculum has prospects for higher education/employability	21.42	39.28	14.28	17.85	7.14
Q17	The curriculum gives scope for internship/training/research	35.71	32.14	17.85	7.14	7.14
Q18	Modern teaching aids, power point presentations, web-resources, multi- media,e-content etc, are used by most of the teachers while teaching	25	32.14	21.42	17.85	3.57
Q19	Electives offered are supportive to the core papers	28.57	39.28	17.85	8.91	10.71

Q20	Equal weightage is given to theory and practical course content	25	42.85	17.85	7.14	7.14
-----	---	----	-------	-------	------	------

The above graph and the table indicated the response of students to curriculum. It is understood that majority (45% and more) of the students were in agreeable terms and condition to the various parameters of the study and exhibits a favourable attitude and perception towards curriculum. About 25% and more of students responded the curriculum and its aspects in strongly agreeable manner. Only a minority section {Less than 15 % } of students opined to improvise the curriculum to adapt the situation.

TEACHERS FEEDBACK ANALYSIS REPORT

Teachers Feedback:

The teachers are the most important stakeholders of Higher Education systems. The interest and participation of teachers at all levels in both internal quality assurance and external quality assurance have to play a central role. The college had collected the feedback on curriculum on online mode from the teachers.

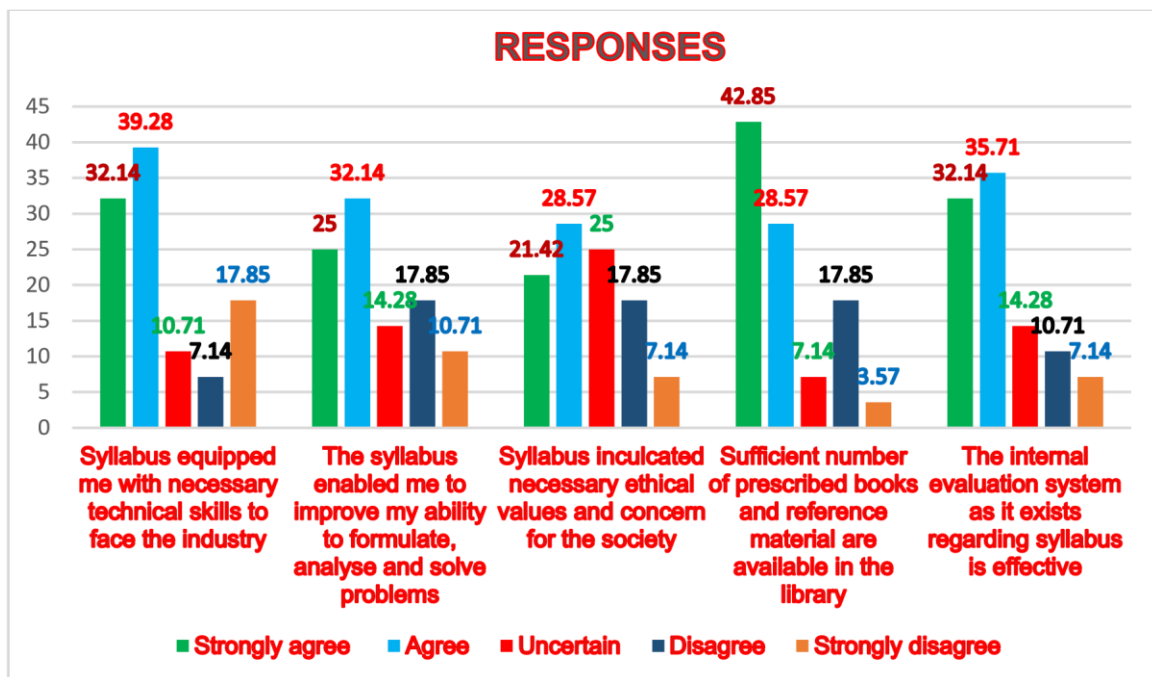
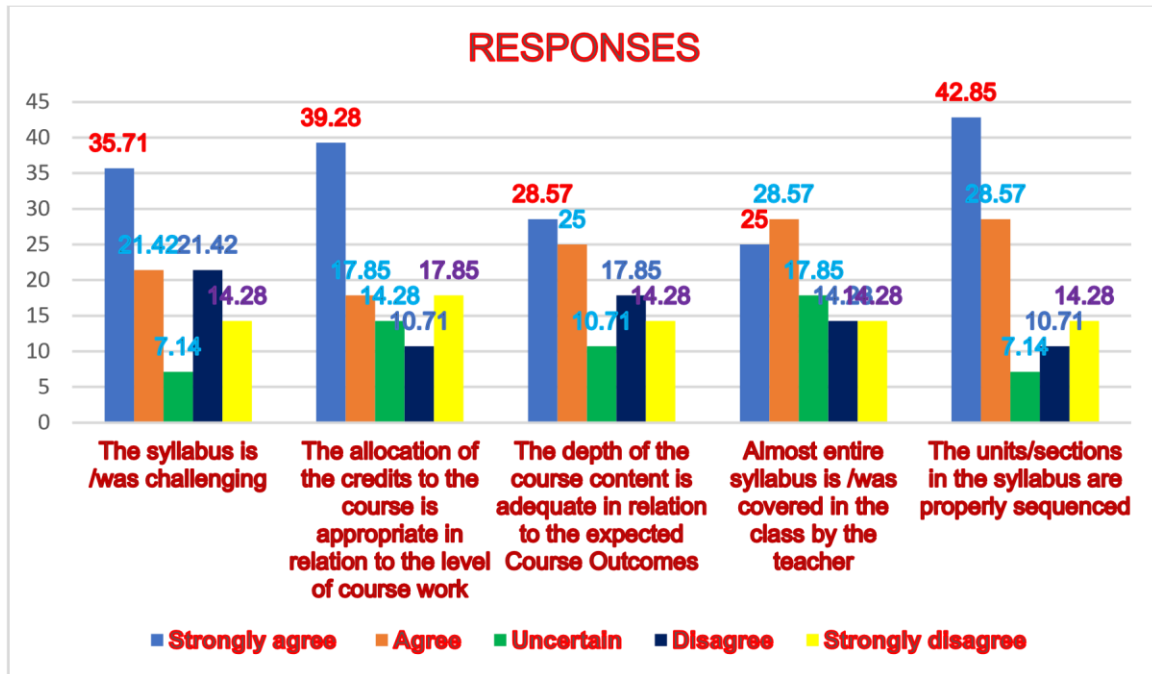
The teachers response with reference to curriculum were depicted in graphical manner which helps in portraying the curriculum in both academic and non -academic matters.

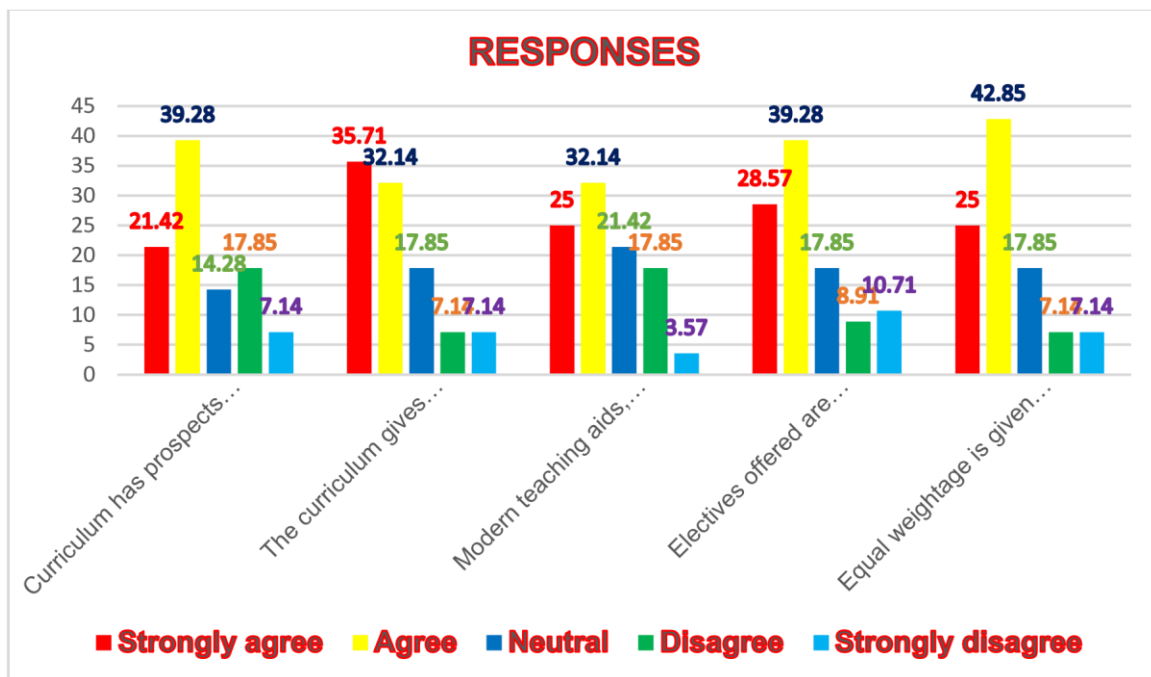
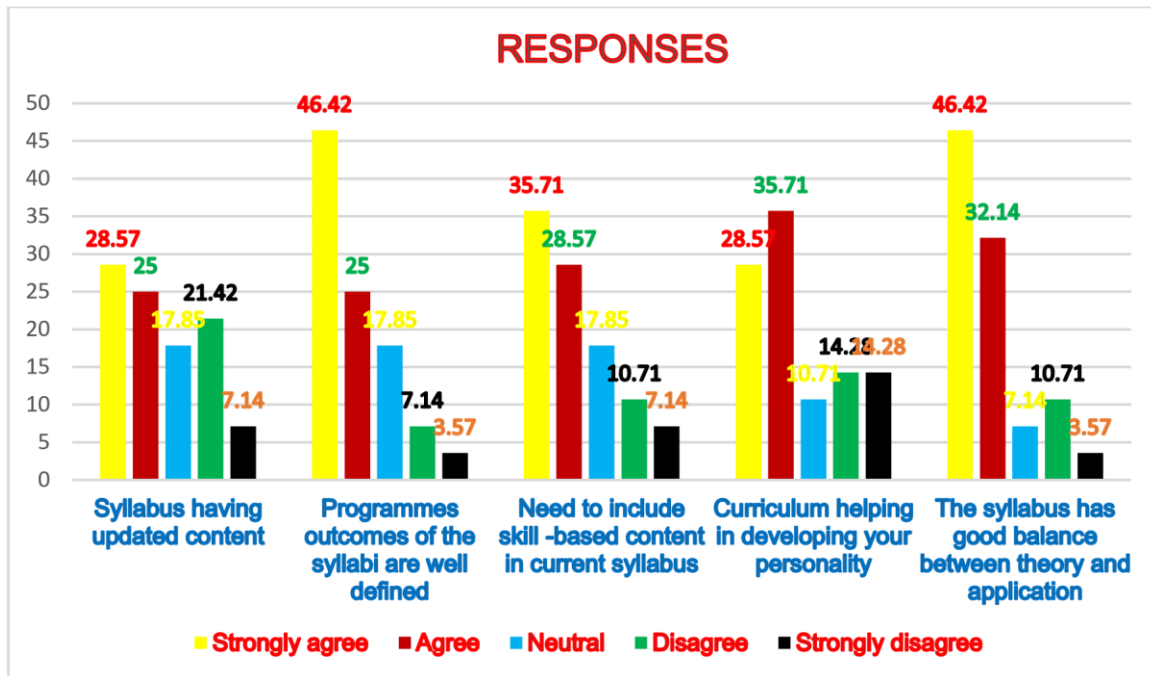
PERCENTAGE ANALYSIS:

No:	Questions	Strongly agree (%)	Agree (%)	Uncertain (%)	Disagree (%)	Strongly disagree (%)
Q1	The syllabus is /was challenging	35.71	21.42	7.14	21.42	14.28

Q2	The allocation of the credits to the course is appropriate in relation to the level of course work	39.28	17.85	14.28	10.71	17.85
Q3	The depth of the course content is adequate in relation to the expected Course Outcomes	28.57	25	10.71	17.85	14.28
Q4	Almost entire syllabus is /was covered in the class by the teacher	25	28.57	17.85	14.28	14.28
Q5	The units/sections in the syllabus are properly sequenced	42.85	28.57	7.14	10.71	14.28

Q6	Syllabus equipped me with necessary technical skills to face the industry	32.14	39.28	10.71	7.14	17.85
Q7	The syllabus enabled me to improve my ability to formulate, analyse and solve problems	25	32.14	14.28	17.85	10.71
Q8	Syllabus inculcated necessary ethical values and concern for the society	21.42	28.57	25	17.85	7.14
Q9	Sufficient number of prescribed books and reference material are available in the library	42.85	28.57	7.14	17.85	3.57
Q10	The internal evaluation system as it exists regarding syllabus is effective	32.14	35.71	14.28	10.71	7.14
Q11	Syllabus having updated content	28.57	25	17.85	21.42	7.14
Q12	Programmes outcomes of the syllabi are well defined	46.42	25	17.85	7.14	3.57
Q13	Need to include skill -based content in current syllabus	35.71	28.57	17.85	10.71	7.14
Q14	Curriculum helping in developing your personality	28.57	35.71	10.71	14.28	14.28
Q15	The syllabus has good balance between theory and application	46.42	32.14	7.14	10.71	3.57
Q16	Curriculum has prospects for higher education/employability	21.42	39.28	14.28	17.85	7.14
Q17	The curriculum gives scope for internship/training/research	35.71	32.14	17.85	7.14	7.14
Q18	Modern teaching aids, power point presentations, web-resources, multi- media,e-content etc, are used by most of the teachers while teaching	25	32.14	21.42	17.85	3.57
Q19	Electives offered are supportive to the core papers	28.57	39.28	17.85	8.91	10.71
Q20	Equal weightage is given to theory and practical course content	25	42.85	17.85	7.14	7.14





As per the analysis, it is understood that majority of the teachers are in agreeable terms with reference to the curriculum designing and presentation. Minority number of teachers are of opinion about the updating of curriculum and its aspects. The analysis is properly done with statistical tools and the results is discussed in college council for further action.

ALUMNI FEEDBACK ANALYSIS REPORT

A questionnaire has been designed to seek feedback from alumni to collect their opinion regarding the quality of academic environment of the college. Overall, 206 alumni responded to the questionnaire circulated for the purpose. For each item the alumni indicate his / her level of agreement with the following statements by selecting appropriate option: Excellent, Very Good, Good, Satisfactory, Unsatisfactory

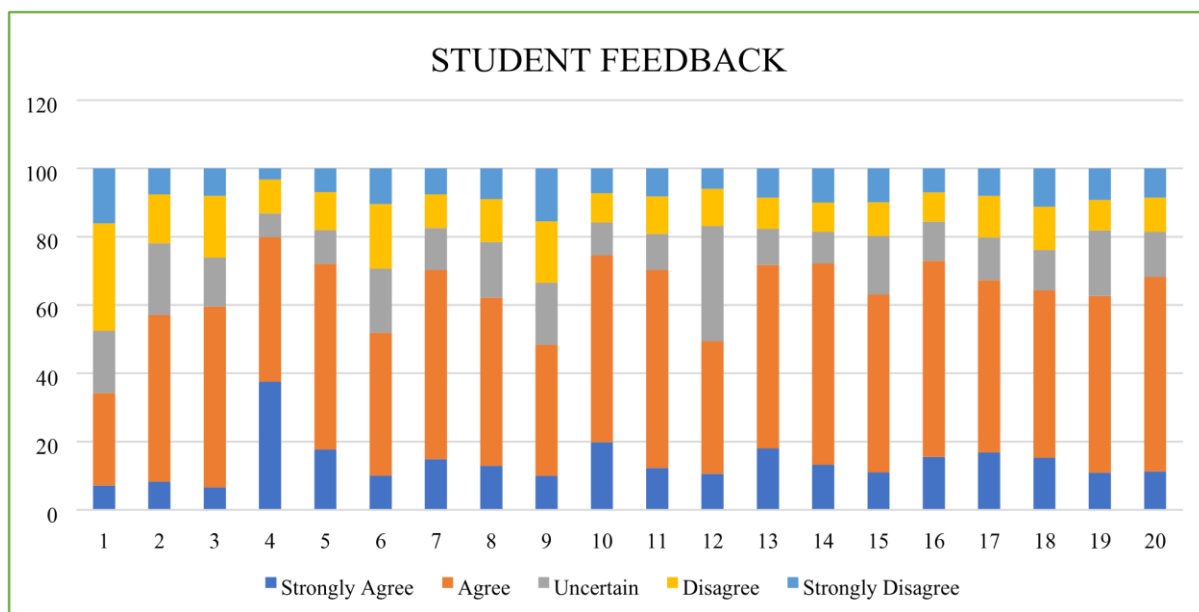
Overall Feedback analysis: The various graphs indicated the different views expressed by Alumni regarding their perception of quality in an educational institution. The Alumni feedback Teaching and learning process as excellent and Infrastructure & Lab facilities, Promotion of Extension activities, Promotion of cocurricular activities, Library facility, Teacher - Student relationship, faculty, student teacher relationship, Environment, Overall campus experience as Very good. Only minority sample reacted the parameters as unsatisfactory.

2021-2022

STUDENTS FEEDBACK ANALYSIS REPORT

	Question	Strongly Agree	Agree	Uncertain	Disagree	Strongly Disagree
1	The syllabus was challenging	7.12	27.08	18.23	31.46	16.11
2	The allocation of the credits to the course is appropriate in relation to the level of coursework	8.27	48.79	21	14.35	7.59
3	The depth of the course content is adequate in relation to the expected course outcomes	6.6	53	14.25	18.15	8
4	Almost the entire syllabus was covered in the class by the teacher	37.56	42.34	6.93	9.97	3.2
5	The units/sections in the syllabus are properly sequenced	17.64	54.44	9.89	11.13	6.9
6	Syllabus equipped me with the necessary technical skills to face the industry	10.01	41.87	18.7	18.97	10.45
7	Syllabus enabled me to improve my ability to formulate, analyze and solve problems	14.85	55.45	12.21	9.9	7.59
8	Syllabus inculcated necessary ethical values and concern for the society	12.87	49.26	16.29	12.59	8.99
9	Sufficient number of the prescribed books and reference materials are available in the library	9.96	38.4	18.11	18	15.53
10.	The internal evaluation system as it exists regarding syllabus is effective	19.77	54.78	9.58	8.58	7.29
11.	Syllabus having updated content	12.22	58.08	10.56	10.89	8.25
12.	Programme outcomes of the syllabus are well defined	10.56	38.78	33.79	10.87	6
13.	Need to include skill-based content in the current syllabus	17.99	53.78	10.53	9.13	8.57
14.	Curriculum is helping in developing your personality	13.2	59	9.22	8.58	10
15.	Syllabus has a good balance between theory and application	11	52.1	17.1	9.9	9.9

16.	Curriculum has prospects for higher education/employment	15.54	57.42	11.5	8.54	7
17.	Curriculum gives scope for internship/training/research	16.78	50.49	12.54	12.19	8
18.	Modern teaching aids, PowerPoint presentations, web resources, multi-media, e-content etc. are used by most teachers while teaching	15.25	49	11.88	12.65	11.22
19.	Electives offered are supportive to the core papers	10.92	51.77	19.16	8.91	9.24
20.	Equal weightage is given to theory and practical course content	11.22	57	13.2	10	8.58



The response of more than 40% of the students agree that the curriculum is optimally designed and about 20% of the students strongly agree regarding the effectiveness of the curriculum. Few of them perceived for an improvisation of the curriculum.

TEACHERS FEEDBACK ANALYSIS REPORT

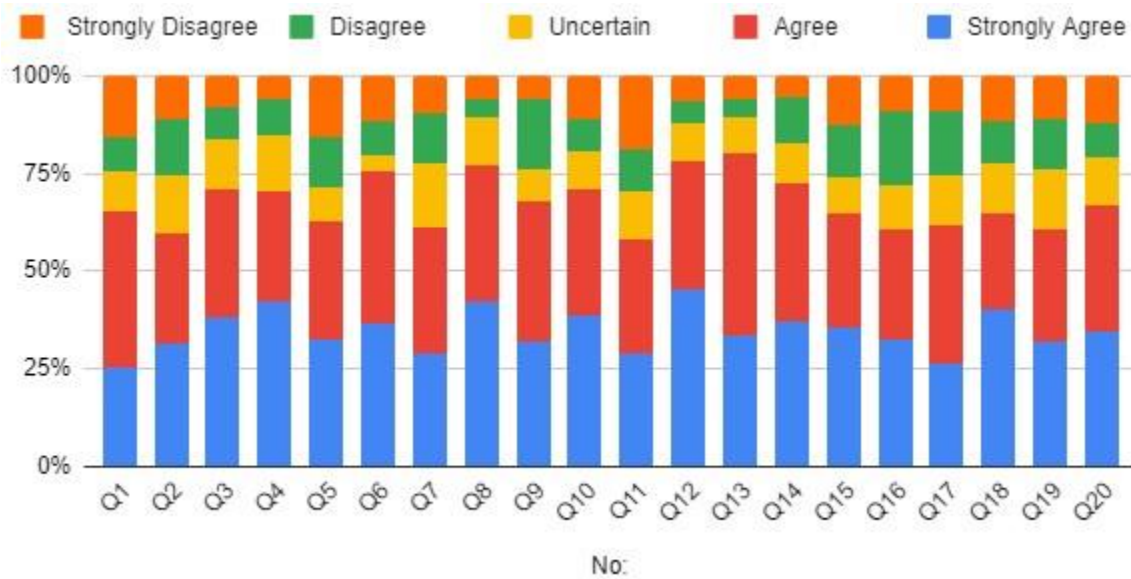
The teachers are the most important stakeholders of Higher Education systems. The interest and participation of teachers at all levels in both internal quality assurance and external quality

assurance have to play a central role. The college had collected the feedback on curriculum via offline mode from the teachers.

The teachers response with reference to curriculum were depicted in graphical manner which helps in portraying the curriculum in both academic and non -academic matters.

No:	Questions	Strongly Agree (%)	Agree (%)	Uncertain (%)	Disagree (%)	Strongly Disagree (%)
Q1	The syllabus is/ was challenging	25.45	39.58	10.56	8.58	15.83
Q2	The allocation of the credits to the course is appropriate in relation to the level of course work	31.22	28.34	15.06	14.12	11.26
Q3	The depth of the course content is adequate in relation to the expected course outcomes	38.23	32.56	12.89	8.20	8.12
Q4	Almost entire system is/was covered in the class by the teacher	42	28.56	14.36	9.32	5.76
Q5	The units/sections in the syllabus are properly sequenced	32.45	30.12	8.98	12.56	15.89
Q6	Syllabus equipped me with necessary technical skills to face the industry	36.32	39	4.23	8.57	11.88
Q7	The syllabus enabled me to improve my ability to formulate, analyse and solve problems	29.03	32.25	16.12	12.90	9.7
Q8	Syllabus inoculated necessary ethical values and concern for the society	41.93	35.28	12.12	4.86	5.81
Q9	Sufficient number of prescribed books and reference material are available in the library	32	36	8	18	6
Q10	The internal evaluation system as it exists regarding syllabus is effective	38.70	32.25	9.67	8.16	11.22
Q11	Syllabus having updated content	28.98	29.02	12.58	10.68	18.74
Q12	Programmes outcomes of the syllabus are well defined	45	32.90	9.85	5.69	6.56
Q13	Need to include skill based content in current syllabus	33.25	47	9.03	4.96	5.76
Q14	Curriculum helping in developing your personality	37.21	35.01	10.56	11.69	5.53
Q15	The syllabus has good balance between theory and application	35.48	29.03	9.67	12.90	12.92
Q16	Curriculum has prospects for higher education/employability	32.25	28.32	11.2	19.35	8.88

Q17	The curriculum gives scope for internship/training/research	26.32	35.48	12.90	16.12	9.18
Q18	Modern teaching aids, PowerPoint presentations, web-resources , multi media e- content etc are used by most of the teachers while teaching	39.88	25	12.69	10.85	11.58
Q19	Electives offered are supportive to the core papers	32	28.89	15	12.89	11.22
Q20	Equal weightage is given to theory and practical course content	34.47	32.56	12.23	8.56	12.18



Majority of the teachers positively responded in terms of the effectiveness of the current curriculum for the students. Few of them responded for an updated curriculum and evaluation tools.

ALUMNI FEEDBACK ANALYSIS REPORT

A questionnaire has been designed to seek feedback from alumni to collect their opinion regarding the quality of academic environment of the college. Overall, 215 alumni responded to

the questionnaire circulated for the purpose. For each item the alumni indicate his / her level of agreement with the following statements by selecting appropriate option: Excellent, Very Good, Good, Satisfactory, Unsatisfactory

The purpose of this feedback is to obtain alumni input on the quality of education they received and the level of preparation they had at the college and to assess the quality of the academic program. This questionnaire is intended to collect information relating to your satisfaction towards the curriculum, teaching, learning and evaluation. The information provided by you will be kept confidential and will be used as important feedback for quality improvement of the program of studies/institution.

Overall Feedback analysis: The various graphs indicated the different views expressed by Alumni in regard to their perception of quality in an educational institution. The Alumni feedback Teaching and learning process as excellent and Infrastructure & Lab facilities, Promotion of Extension activities, Promotion of cocurricular activities, Library facility, Teacher - Student relationship, faculty, student teacher relationship, Environment, Overall campus experience as Very good. Only minority sample reacted the parameters as unsatisfactory.