



SREE NARAYANA COLLEGE, CHATHANNUR

Karamcode P.O, Chathannur, Kollam -691579

Email: snchathannur@gmail.com

Website: <https://snchathannur.ac.in/>

SECOND CYCLE NAAC ACCREDITATION 2023

CRITERION 3

Research, Innovations and Extension

3.3.1 Number of research papers published per teacher in the Journals notified on UGC care list during the last five years

Submitted to



THE NATIONAL ASSESSMENT AND ACCREDITATION COUNCIL



Infrared bands to distinguish amorphous, meso and crystalline phases of poly(lactide)s: Crystallization and phase transition pathways of amorphous, meso and co-crystal phases of poly(L-lactide) in the heating process

N.M. Praveena^{a,b}, P. Shaiju^{a,b,c}, R.B. Amal Raj^{a,b}, E. Bhoje Gowd^{a,b,*}

^a Materials Science and Technology Division, CSIR-National Institute for Interdisciplinary Science and Technology, Trivandrum, 695 019, Kerala, India

^b Academy of Scientific and Innovative Research (AcSIR), Ghaziabad, 201 002, India

^c Sree Narayana College, Chathanur, Kollam, Kerala, India

ABSTRACT

The infrared spectral region $1280\text{--}1330\text{ cm}^{-1}$ assigned to the $\delta_s(\text{CH}_2) + \beta(\text{CH}) + \nu(\text{C-O-C})$ vibrational modes is found to be sensitive to the chain conformation, intermolecular interactions and chain packing mode of poly(lactide)s. Herein, we used the aforementioned spectral region to distinguish amorphous, meso and crystalline phases of poly(lactide)s. A single absorption band at 1302 cm^{-1} is observed for the amorphous poly(L-lactide) (PLLA) and upon the crystallization, this band splits into two peaks, where the band positions are significantly different for the mesophase, crystalline phases of PLLA and stereocomplex. The difference between the band positions of α and α' forms of PLLA in this spectral region is due to the slight difference in the chain conformation, interchain interactions and chain packing. Although the chain conformation of the crystalline complexes (ϵ form) is similar to that of the α form, distinctly different infrared band positions were observed in this spectral region. Further, the infrared spectra of PLLA ϵ forms prepared using different solvent molecules (N,N-dimethylformamide, tetrahydrofuran, 1,3-dioxolane and cyclopentanone) are found to be sensitive to the solvent trapped within the crystal lattice (polymer-solvent interactions). The stereocomplex formed between the equimolar mixtures of PLLA and poly(D-lactide) (PDLA) showed a new pair of infrared bands at 1306 and 1318 cm^{-1} , which are different from the other crystalline forms of PLLA due to the intermolecular interactions between PLLA and PDLA. In addition, this spectral region is successfully used to understand the structural regularization process during the crystallization of PLLA from the amorphous and mesophases. It was also shown that this spectral region is useful to clarify the structural phase transitions that occur during the heating of the crystalline complexes (ϵ form). The identified infrared region is complementary to X-ray diffraction in understanding the structural regularization and structural phase transitions of poly(lactide)s during in situ measurements.

1. Introduction

Poly(lactide)s (PLAs) derived from renewable resources have been emerged as environment friendlier alternatives to commodity polymers, mainly due to their biodegradable nature [1–5]. These polymers have a great potential to replace the petroleum-based traditional thermoplastics for different applications, from medical devices to packaging and 3D printing. PLAs are available as either amorphous or semicrystalline with a range of thermal properties, mechanical strength and degradation profile [5–7]. These properties are dependent significantly on the polymer chain packing, especially for those displaying a polymorphic behavior [8]. PLAs are known to exhibit complex polymorphism with five major crystalline forms (α , β , γ , ϵ , and stereocomplex (SC)) along with mesophases and disordered polymorphic forms ($\alpha'(\delta)$ and α'') [8–22]. Among PLAs, the polymorphic behavior of poly(L-lactide) (PLLA) has been widely studied along with the SC formation between

PLLA and poly(D-lactide) (PDLA). The α form is the most common and stable crystalline form of PLLA with a 10_7 (left-handed 10_7) helical conformation and it can be obtained either by melt or solution crystallization [12,16–19,21,23,24]. The α form is further classified into the $\alpha'(\delta)$ form and α'' form, where the chain conformation is slightly disordered compared to the α form [7,10,19,20,24–26]. The $\alpha'(\delta)$ form can be obtained by melt or cold crystallization at a temperature $<100\text{ }^\circ\text{C}$ and the α'' form can be obtained under high-pressure CO_2 at $30\text{ }^\circ\text{C}$. Stretching of the α form near its melting temperature at a high drawing ratio gives the β form, where three PLLA chains are arranged in a trigonal cell with 3_1 helical conformation in random up and down directions [12,22]. Epitaxial crystallization of PLLA on a substrate like hexamethyl benzene gives the γ form, where two 3_1 helices are arranged in antiparallel directions [27]. The crystalline complex of PLLA (ϵ form) can be obtained by treating glassy PLLA with certain solvents like tetrahydrofuran (THF), cyclopentanone (CPO), N,N-dimethylformamide

* Corresponding author. Materials Science and Technology Division, CSIR-National Institute for Interdisciplinary Science and Technology, Trivandrum, 695 019, Kerala, India.

E-mail address: bhojgowd@nist.res.in (E.B. Gowd).

<https://doi.org/10.1016/j.polymer.2021.124495>

Received 29 October 2021; Received in revised form 20 December 2021; Accepted 27 December 2021

Available online 29 December 2021

0032-3861/© 2021 Elsevier Ltd. All rights reserved.



Tuning of WO₃ nanoparticles integration into Fe–Zn intermetallic layers of hot-dip zinc coating to control corrosion

S.R. Arunima^a, M.J. Deepa^a, Liju Elias^a, M. Ameen Sha^a, V.S. Sumi^a, A.H. Riyas^a, Francis Chacko^b, R. Remya^b, S.M.A. Shibli^{a,*}

^a Department of Chemistry, University of Kerala, Kariavattom Campus, Thiruvananthapuram, Kerala 695 581, India

^b Department of Chemistry, St. Gregorios College, Kocarakkara, Kollam, Kerala 691 531, India

ARTICLE INFO

Keywords:

Hot-dip galvanization
WO₃ nanoparticles
Composite coating
Intermetallics
Corrosion

ABSTRACT

The paper reports about an in-depth analysis on the dissolution study of η , ζ and δ phases of composite zinc coating developed by integrating WO₃ nanoparticles, and assessment of their anti-corrosion characteristics. The composite coating with WO₃ nanoparticles effectively integrated into the η phase than the mixed ζ & δ phases or γ phase offers the best corrosion protection characteristics. The superior anti-corrosion performance of composite zinc coating with distinct amount of nanoparticles integration into the η phase than the other intermetallic phases is due to the formation of compact and crack free Fe–Zn intermetallic layer with strong W–Zn bonds. The work is proposed as a cost-effective and simple method for the evaluation of high-temperature coatings, where the performance is influenced by the formation and stability of interior intermetallics.

1. Introduction

Corrosion is a global issue and its consequences are associated with great loss of energy and economy [1]. Surface coating is one of the major techniques for the protection of metals from corrosive attack [2,3]. Organic based coatings are not environmentally friendly and give only barrier protection. Any crack or breakage of such coatings can lead to corrosion. Hence an environmentally friendly coating with long-term stability should be explored [4–10]. Hot-dip Galvanization (HDG) is an economical, reliable and oldest method used to apply zinc based coating to protect steel from corrosion [11]. The combined effects of barrier properties, sacrificial nature and zinc patina ensures three fold protection to hot-dip galvanized steels and hence, they find extensive application in industrial fields [12].

The HDG process results in the formation of a new phase mainly composed of Fe and Zn through the heterogeneous assembly of different phases [13]. Hence, the corrosion prevention efficacy of the hot-dip coatings rely mainly on the nature and extent of alloy formation, and the composition of inner and outer alloy layers [14]. The incorporation of additives such as metal oxides and mixed oxides into the galvanic zinc bath play a crucial role to improve the alloying characteristics of Zn–Fe alloy phases. This can result in the formation of improved inner alloy structures and also helps to make the process more economical by

reducing zinc consumption [13,15,16–18]. Therefore the selection of a suitable additive with electrochemical stability and natural abundance such as tungsten oxide (WO₃) can offer better coating characteristics. In recent years, nanoparticles are drawing more attention, since their large surface area could provide a smoother surface morphology with well-defined grain structure with spangle formation [19–21]. The n-type semiconductor material, WO₃ (band gap = ~2.6–2.8 eV), has been widely explored for many potential applications in the field of photocatalysis, gas sensors, solar energy devices and heterogeneous catalysts. In the last few decades, researchers have focused on monoclinic WO₃ due to its high stability than any other WO₃ structure [22].

Although there are many reports on the modification of zinc bath during galvanization by the addition of metal oxides and rare earth oxides, a detailed interpretation of the formation of different intermetallic layers of hot-dip zinc coating and the role of oxides in corrosion prevention of the intermetallic layers have not been reported yet. In this context, the development and in-depth characterization of WO₃ nanoparticles integrated into hot-dip zinc coating followed by the tuning of WO₃ nanoparticles in intermetallic layers for enhanced corrosion protection are the main objectives of the present study. The paper reports the nature of alloy formation during hot-dip galvanization through layer-by-layer electrochemical analysis. The work focuses on exploring the role of tungsten oxide and different intermetallic layers in anti-

* Corresponding author.

E-mail address: smshibli@yahoo.com (S.M.A. Shibli).

<https://www.sciencedirect.com/science/article/pii/S2666821121000685>

[View PDF](#) [Download full issue](#)

Search ScienceDirect

Chemical Engineering Journal Advances
 Volume 8, 15 November 2021, 100152

A critical green biosynthesis of novel CuO/C porous nanocomposite via the aqueous leaf extract of *Ficus religiosa* and their antimicrobial, antioxidant, and adsorption properties

Bhavyasree P G^{1, 2, 3}, Xavier T S^{1, 2}

¹ Centre for Advanced Material Research, Physics Department, Government College for Women, Thiruvananthapuram
² University of Kerala, India
³ Physics Department, Sree Narayana College, Chathannoor

Received 13 April 2021, Revised 12 June 2021, Accepted 8 July 2021, Available online 11 July 2021, Version of Record 18 July 2021.

[Check for updates](#)

Recommended articles

Celebrating one year of Chemical Engineeri...
 Chemical Engineering Journal Advances, Volume 8...
[Download PDF](#) [View details](#)

Redox and acid properties of MnV₂O₇/TiO₂ ...
 Chemical Engineering Journal Advances, Volume 8...
[Download PDF](#) [View details](#)

Chemistry of the unusually high uptake and ...
 Chemical Engineering Journal Advances, Volume 8...
[Download PDF](#) [View details](#)

Article Metrics

Citations

Citation Indexes: 7

Captures

Readers: 20

[FEEDBACK](#)

<https://www.sciencedirect.com/science/article/pii/S2666086521001089>

ScienceDirect Journals & Books [Register](#) [Sign in](#)

[View PDF](#) [Download full issue](#)

Search ScienceDirect

Current Research in Green and Sustainable Chemistry
 Volume 4, 2021, 100161

Adsorption studies of Methylene Blue, Coomassie Brilliant Blue, and Congo Red dyes onto CuO/C nanocomposites synthesized via *Vitex negundo* Linn leaf extract

P.G. Bhavyasree^{a, b, c}, T.S. Xavier^{a, b}

^a Centre for Advanced Material Research, Department of Physics, Government College for Women, Thiruvananthapuram, India
^b University of Kerala, India
^c Department of Physics, Sree Narayana College, Chathannur, India

Received 9 June 2021, Revised 23 July 2021, Accepted 9 August 2021, Available online 10 August 2021, Version of Record 14 August 2021.

Recommended articles

Sodium hydroxide-activated *Casuarina* empt...
 Environmental Technology & Innovation, Volume ...
[Purchase PDF](#) [View details](#)

Optimization and modeling of simultaneou...
 Ultrasonics Sonochemistry, Volume 51, 2019, pp. 2...
[Purchase PDF](#) [View details](#)

Adsorption performance of the polystyrene/...
 Chemical Engineering and Processing - Process In...
[Purchase PDF](#) [View details](#)

Article Metrics

Citations

Citation Indexes:

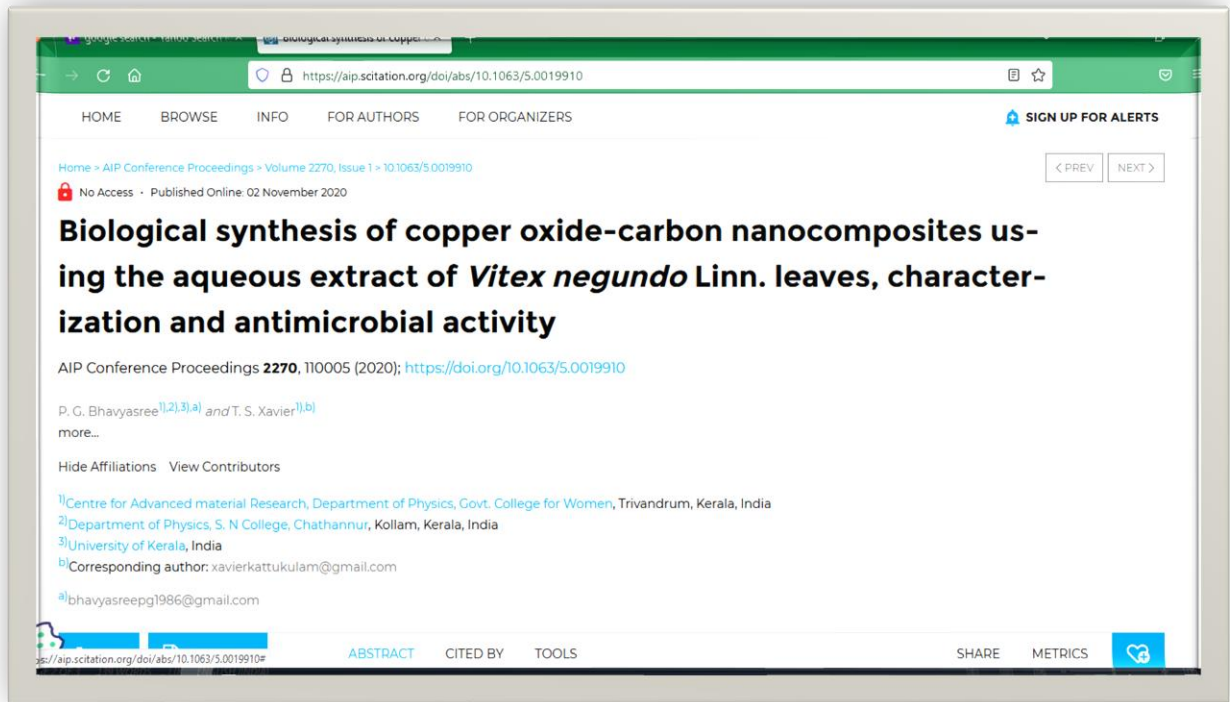
[FEEDBACK](#)

Publications of Bhavyasree P G

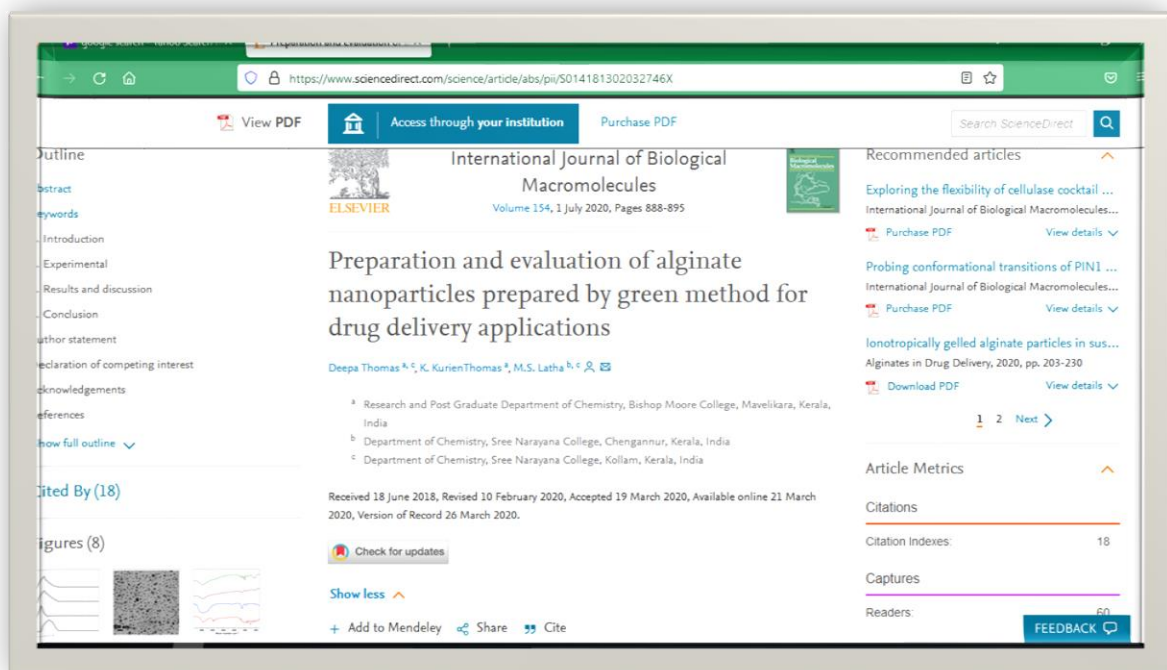
The screenshot shows a web browser displaying a ScienceDirect article. The browser's address bar shows the URL: <https://www.sciencedirect.com/science/article/pii/S266608652100196X>. The ScienceDirect logo is visible in the top left, and navigation options like 'Journals & Books', 'Register', and 'Sign in' are in the top right. Below the navigation bar, there are buttons for 'View PDF' and 'Download full issue', along with a search bar labeled 'Search ScienceDirect'. The article title is 'Green synthesised copper and copper oxide based nanomaterials using plant extracts and their application in antimicrobial activity: Review', published in 'Current Research in Green and Sustainable Chemistry', Volume 5, 2022, 100249. The authors listed are P.G. Bhavyasree and T.S. Xavier. The article includes an outline on the left, a list of recommended articles on the right, and article metrics at the bottom. The citation information at the bottom states: 'Received 20 September 2021, Revised 9 December 2021, Accepted 22 December 2021, Available online 27 December 2021, Version of Record 30 December 2021.' A 'FEEDBACK' button is located in the bottom right corner.

Publications of Bhavyasree P G

2020-2021



Publications of Bhavyasree P G



Publications of Dr Latha M S

ScienceDirect Journals & Books Register Sign in

View PDF Access through your institution Purchase PDF Search ScienceDirect

Journal of Drug Delivery Science and Technology
Volume 59, October 2020, 101894

Research paper

Alginate film modified with aloe vera gel and cellulose nanocrystals for wound dressing application: Preparation, characterization and in vitro evaluation

Deepa Thomas ^a, Megha S. Nath ^a, Neethu Mathew ^a, Reshmy R ^a, Eapen Philip ^a, M.S. Latha ^b

^a Research and Post Graduate Department of Chemistry, Bishop Moore College, Mavelikara, Kerala, India
^b Department of Chemistry, Sree Narayana College, Chathannur, Kollam, Kerala, India

Received 28 March 2020, Revised 4 June 2020, Accepted 23 June 2020, Available online 9 July 2020, Version of Record 13 July 2020.

Recommended articles

- Stearoylcholine and oleoylcholine: Synthesis...
Journal of Drug Delivery Science and Technology, ...
Purchase PDF View details
- Self-assembly of pH-sensitive micelles for e...
Journal of Drug Delivery Science and Technology, ...
Purchase PDF View details
- Alginate-based hydrogel systems for drug re...
Alginates in Drug Delivery, 2020, pp. 323-358
Download PDF View details

Article Metrics

Citations

Citation Indexes: FEEDBACK

INTERNATIONAL JOURNAL OF PHARMACEUTICAL SCIENCES AND RESEARCH
An International Journal published monthly
An Official Publication of Society of Pharmaceutical Sciences and Research

INDEXED IN Embase[®]
An Elsevier Product

Editorial Board Current Issues Archives Instructions to Authors Manuscript Submission Conference Proceedings

Home IN-SILICO ANALYSIS OF POTENTIAL ANTIMYCOBACTERIAL COMPOUNDS PRESENT IN CYNODON DACTYLON

IN-SILICO ANALYSIS OF POTENTIAL ANTIMYCOBACTERIAL COMPOUNDS PRESENT IN CYNODON DACTYLON

HTML Full Text

IN-SILICO ANALYSIS OF POTENTIAL ANTIMYCOBACTERIAL COMPOUNDS PRESENT IN CYNODON DACTYLON

Sheeba Baby Alex ^{1,2} and M. S. Latha ^{*2,3}

Department of Chemistry ¹, St. Stephen's College, Pathanapuram - 689695, Kerala, India.
Department of Chemistry ², Sree Narayana College, Kollam - 691001, Kerala, India.
Department of Chemistry ³, Sree Narayana College, Chathannur - 691578, Kerala, India.

Activate Windows
Go to Settings to activate Windows.

Publications of Dr Latha M S

Journal of Cluster ... Journal of Cluster ... Passion Based ... Preparation and ... Journal of Advan ... Journal of Advan ... EBSCOhost | Home

https://web.p.ebscohost.com/abstract?direct=true&profile=ehost&scope=site&authtype=crawler&jrnl=09769595&AN=147850

EVALUATION OF ANTICANCER PROPERTY OF AMBLYONE FROM AMORPHOPHALLUS PAEONIIFOLIUS (ELEPHANT FOOT YAM) USING IN SILICO ANALYSIS.

- **Source:** Journal of Advanced Scientific Research . 2020 Supplement, Vol. 11, p184-189. 6p.
- **Author(s):** Latha, M. S.; Alex, Anju, John, Divya Mariam
- **Abstract:** The present work aims at evaluating the anticancer activity of Amblyone, a phytochemical present in the tuber of Amorphophallus Paeoniifolius (Elephant foot yam) and compare its activity with the commonly used antiapoptotic drug Tetrahydroisoquinoline amide substituted phenyl pyrazole derivative. Anti cancer activity is analyzed by docking the ligands against the antiapoptotic B-Cell Lymphoma-2 protein (Bcl-2) [PDB ID: 2w3l] using AutoDock Tool software. A docking score of -12.2 kcal/mol is obtained for the phytochemical Amblyone compared with -7.7 kcal/mol for Tetrahydroisoquinoline amide substituted phenyl pyrazole derivative. The better docking score is an indication that the amblyone can bind firmly on the groove of Bcl-2 protein which regulates the activity of pro-apoptotic proteins by direct binding and sequestration. The absorption, distribution, metabolism, excretion (ADME) and toxicity properties of the ligands are studied using Pre ADMET software. The in silico studies are further supported by in-vitro studies of the crude sample using A549 (Lung cancer) cells by direct observation of cells using Inverted phase contrast microscope followed by colorimetric assay method (MTT) and direct microscopic observations.
- *Copyright of Journal of Advanced Scientific Research is the property of Scisage Publications and its content may not be copied or emailed to multiple sites or posted to a listserv without the copyright holder's express written permission. However, users may print, download, or email articles for individual use. This abstract may be abridged. No warranty is given about the accuracy of the copy. Users should refer to the original published version of the material for the full abstract.*

For access to this entire article and additional high quality information, please check with your college/university library, local public library, or affiliated institution.

EBSCO INFORMATION SERVICES

Important User Information: Remote access to EBSCO's databases is permitted to patrons of subscribing institutions accessing from remote locations for personal, non-commercial use. However, remote access to EBSCO's databases from non-subscribing institutions is not allowed if the purpose of the use is for commercial gain through cost reduction or avoidance for a non-subscribing institution.

[Privacy Policy](#) [A/B Testing](#) [Terms of Use](#) [Copyright](#) [Cookie Policy](#)

2023 EBSCO Industries, Inc. All rights reserved.

Activate Windows
Go to Settings to activate Windows.

Publications of Dr Vishnu S



PUBLICATION CERTIFICATE

This publication certificate has been issued to

Dr. S Vishnu

For publication of research paper titled

Purchase Decision Factors of Life Insurance Companies in Kerala - An Analysis

Published in *Tathapi* with ISSN 2320-0693

Vol. 19 Issue 30 Month June Year 2020

Impact Factor 5.60

The journal is indexed, peer reviewed and listed in UGC Care.

MS Nathan

Editor

Note:This eCertificate is valid with published papers and the paper must be available online at
<https://www.tathapi.com/index.php/2320-0693>



Mukt Shabd Journal

UGC CARE GROUP - I JOURNAL

ISSN NO : 2347-3150 / web : www.shabdbooks.com / e-mail : submitmsj@gmail.com

Certificate ID : MSJ/2276



S. Ganesh
Sumit Ganguly
Editor-in-Chief
MSJ
www.shabdbooks.com

CERTIFICATE OF PUBLICATION

This is to certify that the paper entitled
**“ROLE AND OPPORTUNITY OF AYURVEDIC
INDUSTRY IN FIGHT AGAINST PANDEMIC DISEASES”**

Authored by
Nisha. T V, Assistant Professor

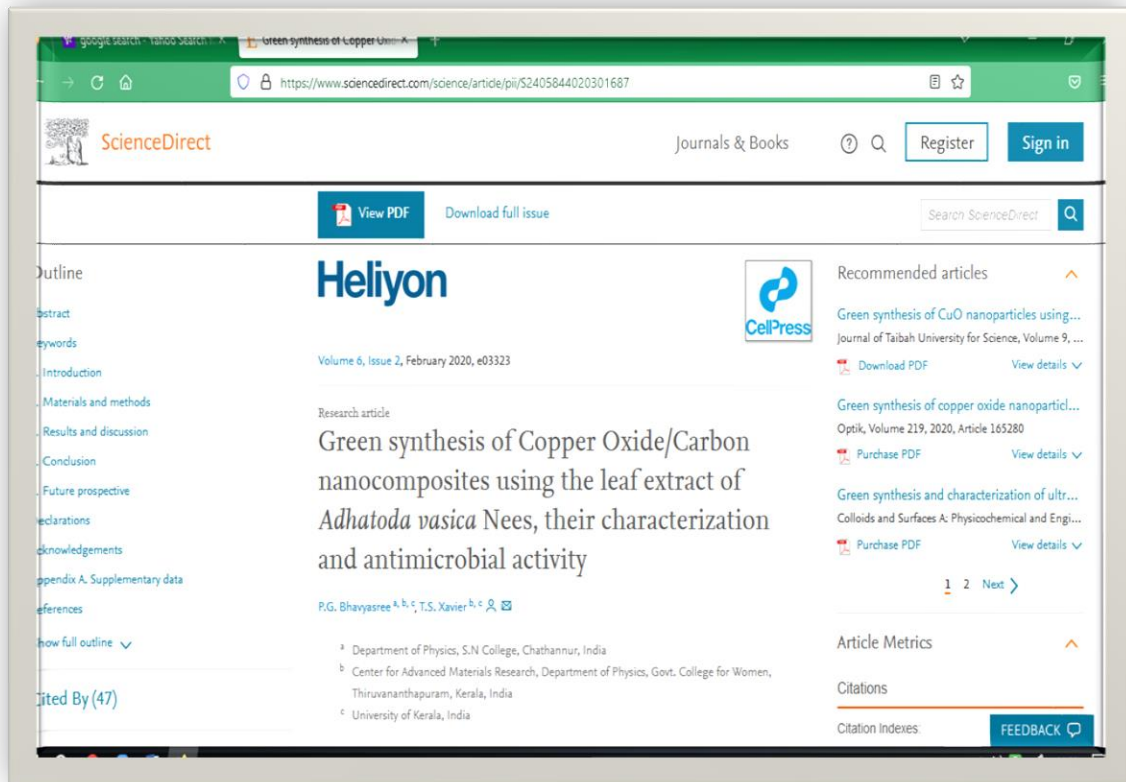
From
S N College Chathannur

Has been published in
MUKT SHABD JOURNAL, VOLUME IX, ISSUE VIII, AUGUST - 2020

Publication of Nisha T V

2019-2020

Bhavyasree P G



Publications of Bhavyasree P G

Our Heritage

UGC Care Listed Journal

ISSN: 0474-9020
Vol-78- Issue-16
January 2020

THE NEW PARADIGM BUSINESS MODEL IN GLOBALISED ENVIRONMENT. DIGITALBUSINESS MODEL

Parvathy Nand, Assistant Professor, PG Department of Commerce, SN College, Chathannoor.

Abstract

The paper proposes a framework of emerging business model, digital business model for performing the business activities of exchange of goods and services in a digital manner. One of the supreme identified emerging business models in a highly globalised environment is digital business model which mainly focuses on reinventing the regular customer life cycle pattern. The digital business model is a solution to the company's or business activities way of what to do, how to do and when to do on the near future. The main reason behind the applicability of digital business model is value added services, digital platforms as well as supreme intelligent services. It is an attempt to understand the effectiveness of digital business models in a globalised environment along with identifying the proposed applicability of digital business model in the economy. The Pros and cons of digital business model and the traits were also discussed in the paper.

Keywords: *Digital business model, pros and cons, traits.*

Introduction

Right from the wordings of Peter Drucker, where there is a will, there is a way.

Publications of Parvathy Nand



The image shows a screenshot of a Springer article page. The browser address bar displays the URL: <https://link.springer.com/article/10.1007/s10876-019-01722-5>. The article title is "Plasmon Based Cellulose Nano Fibril-PVA Film for Effective Ultra Violet Radiation Blocking". The authors listed are Jeena Thomas, Prakash Periakaruppan, Vinoy Thomas, Archana Raj, Titu Thomas, Jasmine Jose, M. S. Latha, Rani Abraham, and Jeyaprabha Balasubramanian. The journal is "Journal of Cluster Science", volume 31, pages 1147-1154 (2020). The article has 175 accesses and 2 citations. The abstract text reads: "Recent years have witnessed significant interest in biodegradable and transparent ultraviolet (UV) protecting films from renewable resources. In the present paper, preparation, characterization and evaluation of UV radiation blocking capability of transparent and flexible cellulose nano fibril (CNF)-poly vinyl alcohol (PVA) films are described. Synthesized films exhibited good transparency in the visible region and UV blocking ability. Addition of plasmonic silver (~ 22 nm) to the films lead to complete blocking of UV radiations. Synthesized films were highly stable for a long exposure to intense sunlight. The defined methods show a straightforward procedure for the fabrication of environment friendly UV-radiation blocking films for industrial/commercial/textile applications." On the right side, there are options to "Access via your institution", "Buy article PDF" for 39,95 €, and "Rent this article via DeepDyve". There is also a "Sections" menu with "Abstract" selected.

Publications of Dr Latha M S

INDEX

Sl. No.	TITLE OF THE PAPER	Pg. No.
1	Holistic English Language Assessment <i>P. BANU & D. JYOSHNA</i>	1
2	Rootlessness of the Roots – A Study on Amitav Ghosh's <i>The Hungry Tide</i> <i>K. SATHIYA PRIYA & Dr. M. R. KUMARASWAMY</i>	7
3	Domestic Enslavery in Chimamanda Ngozi Adichie's <i>Purple Hibiscus</i> <i>S. SARANYA</i>	9
4	Representation of History and Fiction in Mario Vargas Llosa's "The Real Life of Alejandro Mayta": A Postmodern Analysis <i>JOSEPH ALEYAMMA JANET</i>	11
5	Doctrine of Mystical Individualism and Feminist Aspects in the Poems of Emily Dickinson <i>ROSE MARY K. R</i>	15
6	Intricacies in English Language Teaching at College Level <i>Dr. NISHA SOMARAJAN</i>	17
7	The Expressive Therapy of Songs in Shakespeare's <i>Hamlet</i> and <i>King Lear</i> . <i>Dr. C. ALEX RAJAKUMAR PAUL</i>	20
	Jeopardizing Body and Mind: The Turmoil of War in Charles Yale Harrison's 'Generals Die in Bed' and Timothy Findley's 'The Wars' <i>N. DHILIP MOHAMAD, & Dr. M.H. MOHAMED RAFIQ</i>	25
	Space and Identity: The Plight of Individuals in Amitav Ghosh <i>The Circle of Reason</i> <i>E. RANJITH KUMAR & Dr. S. HENRY KISHORE</i>	28
	Whalescape: A Scientific Study on Tim Winton's Select Novels <i>E. G. JITHIN JENNER & Dr. K. KAVIARASU</i>	31
	Emotional Trauma of Women in Shahnaz Bashir's "The Half Mother" <i>MANJUSHA M.P</i>	35
	Subaltern Environmentalism: Towards Social and Environmental Justice in Amish Ripathi's Shiva Trilogy <i>V. SRI VAISHNAVI DEVI & Dr. A. SRIVIDHYA</i>	38
		42

Publications of Dr Nisha Somarajan

**The International Journal of Analytical and
Experimental Modal Analysis**

An UGC-CARE Group - A Journal (Serial No. 36272)

An ISO 7021 : 2008 Certified Journal

ISSN NO: 0886-9367 | Impact Factor: 6.3

<http://www.ijaema.com/>

Special Issue on
**"Emerging Trends and Themes in English
Language and Literature"**

Special Issue Editors

Dr. K. Kaviarasu
Lt. Dr. K. Premkumar

**South-Asian English Language &
Literature Teachers Association
[SELLTA]**

&

**Teaching & Research Department of English,
Bishop Heber College (Autonomous),
Tiruchirappalli, TN, India**



Volume XI | Issue XII | December 2019



On PFSE Domination and PFSE-t Domination

T K Mathew Varkey, Rani Rajeevan

Assistant Professor, Department of Mathematics, T.K.M College of Engineering, Kollam, Kerala, India

Assistant Professor, Department of Mathematics, Sree Narayana College, Chathannur, Kollam, Kerala, India

ABSTRACT: Let $T \subseteq E$ be an edge dominating set of a fuzzy soft graph (FSG) $G_{A,V}$. Then T is said to be a *Perfect fuzzy soft edge dominating (PFSED) set* if for every edge in $E - T$ is adjacent to exactly one edge in T for each parameter $e \in A$. The minimum cardinality of a minimal perfect fuzzy soft edge dominating set is called a *perfect fuzzy soft edge domination number* and is denoted by $\gamma_{ps}^1(G_{A,V})$.

KEYWORDS:- Perfect fuzzy soft edge domination , perfect fuzzy soft edge domination number, perfect fuzzy soft t-edge domination and perfect fuzzy soft t-edge domination number.

I.INTRODUCTION

The concept of domination in fuzzy graphs was first introduced by A Somasundaram and S Somasundaram [10]. C.Y Ponnappan, S.Basheer Ahamed and P Surullinathan [6] discussed edge domination in fuzzy graphs. S.Ramiya and S. Lavanya[5] discussed perfect vertex(edge) domination in fuzzy graphs. The notion of fuzzy soft graphs and some operations in fuzzy soft graphs was introduced by Sumit Mohinta and Samanta[9] . Muhammed Akram and Saira Nawas[8] introduced different types of fuzzy soft graphs and their properties and later on T K Mathew varkey and Rani Rajeevan introduced the concept of edge domination in fuzzy soft graphs[3] and perfect vertex domination in fuzzy soft graphs[4].

In this paper we introduce the concepts of perfect edge domination in fuzzy soft graphs ,perfect fuzzy soft edge domination number, perfect fuzzy soft t-edge domination and perfect fuzzy soft t-edge domination number.

II.PRELIMINARIES

Definition 2.1[7] Let G be a graph with V be the set of all vertices and E be the set of all edges. If there exist two functions $\rho : V \rightarrow [0, 1]$ and $\mu : V \times V \rightarrow [0, 1]$ such that $\mu(x, y) \leq \rho(x) \wedge \rho(y) \forall x, y \in V$. Then $G(\rho, \mu)$ is called a fuzzy graph.

Definition 2.2 [8] Let $V = \{x_1, x_2, x_3, \dots, x_n\}$ (non empty set) E (parameters set) and $A \subseteq E$. Also let $\rho_e : V \rightarrow [0, 1]$ such that each $x_i \in V$ mapped to $\rho_e(x_i)$, where $\rho_e = \rho(e)$ is the ρ image of $e \in A$ and $\mu_e : V \times V \rightarrow [0, 1]$ such that each $(x_i, x_j) \in E$ mapped to $\mu_e(x_i, x_j)$, where $\mu_e = \mu(e)$ is the μ image of $e \in A$, then the pair $((A, \rho), (A, \mu))$ is called a fuzzy soft graph if and only if $\mu_e(x_i, x_j) \leq \rho_e(x_i) \wedge \rho_e(x_j) \forall e \in A$ and $\forall i, j = 1, 2, 3, \dots, n$ is denoted by $G_{A,V}$.

Definition 2.3 [8] The underlying crisp graph of a fuzzy soft graph $G_{A,V} = ((A, \rho), (A, \mu))$ is denoted by



SD (WD) and ID in Fuzzy Soft Graphs

T K Mathew varkey¹ and Rani Rajeevan²

1.Department of Mathematics, T.K.M College of Engineering, Kollam-5, Kreaala, INDIA.

2.Department of Mathematics, Sree Narayana College, Chathannur, Kollam, Kerala, INDIA.

Abstract: Let $G_{A,V}$ be a fuzzy soft graph and let x_i and x_j be any two vertices of $G_{A,V}$. If $\mu_e(x_i, x_j) \leq \rho_e(x_i) \wedge \rho_e(x_j)$ for each parameter $e \in A$ and $d_{(G_{A,V})}(x_i) \geq d_{(G_{A,V})}(x_j)$ then we say that x_i strongly dominates x_j in $G_{A,V}$. Similarly if $\mu_e(x_i, x_j) \leq \rho_e(x_i) \wedge \rho_e(x_j)$ for each parameter $e \in A$ and $d_{(G_{A,V})}(x_i) \leq d_{(G_{A,V})}(x_j)$, then we say that x_i weakly dominates x_j in $G_{A,V}$. A subset S of V is said to be a **strong(weak) fuzzy soft dominating set** if for every vertex in $V - S$ is strongly (weakly) dominated by at least one vertex in S . The minimum cardinality of a minimal strong(weak) fuzzy soft dominating set is called **strong (weak) fuzzy soft domination number** and is denoted by $\gamma_{sf}(G_{A,V})$ ($\gamma_{wfs}(G_{A,V})$).

Key words:- Strong (weak) fuzzy soft domination, Strong (weak) fuzzy soft domination number, Independent domination, independent domination number independent strong(weak) fuzzy soft domination and independent strong(weak) fuzzy soft domination number.

I. Introduction

The concept of domination in fuzzy graphs was first introduced by A Somasundaram and S Somasundaram [10]. The notion of fuzzy soft graphs and some operations in fuzzy soft graphs was introduced by Sumit Mohinta and Samanta[9]. Muhammed Akram and Saira Nawas[8] introduced different types of fuzzy soft graphs and their properties. Several authors were discussed Strong (weak) domination and independent domination in fuzzy graphs in different ways[5] & [6].

In this paper we introduce the concepts of strong (weak) domination in fuzzy soft graphs, strong (weak) domination number, independent fuzzy soft domination, independent fuzzy soft domination number, independent strong (weak) fuzzy soft domination, independent strong (weak) fuzzy soft domination number.

II. Preliminaries

Definition 2.1[7] Let G be a graph with V be the set of all vertices and E be the set of all edges. If there exist two functions $\rho : V \rightarrow [0, 1]$ and $\mu : V \times V \rightarrow [0, 1]$ such that $\mu(x, y) \leq \rho(x) \wedge \rho(y) \forall x, y \in V$. Then $G(\rho, \mu)$ is called a fuzzy graph.

Definition 2.2 [8] Let $V = \{x_1, x_2, x_3, \dots, x_n\}$ (non empty set) E (parameters set) and $A \subseteq E$. Also let $\rho_e : V \rightarrow [0, 1]$ such that each $x_i \in V$ mapped to $\rho_e(x_i)$, where $\rho_e = \rho(e)$ is the ρ image of $e \in A$ and $\mu_e : V \times V \rightarrow [0, 1]$ such that each $(x_i, x_j) \in E$ mapped to $\mu_e(x_i, x_j)$, where $\mu_e = \mu(e)$ is the μ image of $e \in A$, then the pair $((A, \rho), (A, \mu))$ is called a fuzzy soft graph if and only if $\mu_e(x_i, x_j) \leq \rho_e(x_i) \wedge \rho_e(x_j) \forall e \in A$ and $\forall i, j = 1, 2, 3, \dots, n$ is denoted by $G_{A,V}$.

Definition 2.3 [8] The underlying crisp graph of a fuzzy soft graph $G_{A,V} = ((A, \rho), (A, \mu))$ is denoted by

$G^* = (\rho^*, \mu^*)$, where $\rho^* = \{x_i \in V; \rho_e(x_i) > 0 \text{ for some } e \in E\}$ and

$\mu^* = \{(x_i, x_j) \in V \times V; \mu_e(x_i, x_j) > 0 \text{ for some } e \in E\}$.

Perfect Vertex Domination in Fuzzy Soft graphs

T K Mathew Varkey* and Rani Rajeevan**

**Department of Mathematics, T.K.M College of Engineering,
Kollam-5, Kerala, India.*

***Department of Mathematics, Sree Narayana College, Chathanur,
Kollam, Kerala, India.*

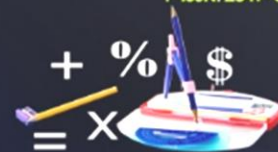
Abstract

Let $G_{A,V}$ be a fuzzy soft graph and let x_i and x_j be two vertices of $G_{A,V}$. If $\mu_e(x_i, x_j) \leq \rho_e(x_i) \wedge \rho_e(x_j)$ for each parameter $e \in A$ and $\forall i, j = 1, 2, 3, \dots, n$, then we say that x_i dominates x_j in $G_{A,V}$. A subset S of V is called a **fuzzy soft dominating set** if for every $x_j \in V - S$, there exist a vertex $x_i \in S$ such that x_i dominates x_j . In this paper we introduce the concepts of perfect fuzzy soft vertex domination, perfect fuzzy soft vertex domination number, perfect fuzzy soft t-vertex domination.

Keywords: Perfect fuzzy soft vertex domination, perfect fuzzy soft vertex domination number, perfect fuzzy soft t-vertex domination, perfect fuzzy soft t-vertex domination number.

INTRODUCTION

The concept of domination in fuzzy graphs was first introduced by A Somasundaram and S Somasundaram [8]. Perfect vertex (edge) domination in fuzzy graphs was studied by S Ramya and S Lavanya[4]. In 2015, Sumit Mohinta and Samanta[7] introduced the notion of fuzzy soft graphs and some operations in fuzzy soft graphs



IJMTT

- Current Issue
- Archives
- Author Instruction
- Review Process
- Topics
- Conference Sponsors
- Special Issue Proposal
- Article Processing Charges
- Mode of Payment
- Join as an Editor
- Cross Reference
- Publication Ethics
- Copyright Infringement
- Statistical Data
- FAQ

Downloads

- Paper Template
- Copyright Form

Some Connected Domination in Fuzzy Soft Graphs



International Journal of Mathematics Trends and Technology (IJMTT)

© 2018 by IJMTT Journal

Volume-56 Number-3

Year of Publication : 2018

Authors : Rani Rajeevan and T K Mathew varkey

doi> 10.14445/22315373/IJMTT-V56P525



Citation

Rani Rajeevan and T K Mathew varkey
"Some Connected Domination in Fuzzy
Soft Graphs", *International Journal of
Mathematics Trends and Technology
(IJMTT)*. V56(3):173-179 April 2018.
ISSN:2231-5373. www.ijmttjournal.org.
Published by Seventh Sense Research
Group.

Abstract

Let $G_{a,v}$ be fuzzy soft graph. A fuzzy soft accurate dominating set $S_a \subseteq V$ is said to be a fuzzy soft connected accurate dominating set if for each parameter $v \in V$, $G_{a,v}$ is connected.



ON FUZZY SOFT EDGE DOMINATION

Mathew Varkey T.K.¹, Rani Rajeevan^{2 §}

¹Department of Mathematics
T.K.M. College of Engineering
Kollam-5, Kerala, INDIA

²Department of Mathematics
Sree Narayana College
Chathannur, Kollam, Kerala, INDIA

Abstract: Let $G_{A,V}$ be a fuzzy soft graph (FSG). A subset of T is E said to be a *fuzzy soft edge dominating (FSED) set* if for every edge in $E - T$ is adjacent to at least one edge in T for each parameter $e \in A$. The minimum fuzzy soft cardinality of an edge dominating set is called a fuzzy soft edge domination number and is denoted by $\gamma^1(G_{A,V})$.

Key Words: Edge domination, fuzzy soft edge domination, fuzzy soft edge domination number, fuzzy soft t -edge domination and fuzzy soft t -edge domination number

1. Introduction

A Somasundaram and S Somasundaram [8] first introduced the concept of domination in fuzzy graphs. C.Y ponnappan, S. Basheer Ahamed and P. Surulianathan [5] discussed edge domination in fuzzy graphs. Sumit Mohinta and Samanta [7] introduced the notion of fuzzy soft graphs and some operations in fuzzy soft graphs and later on Muhammed Akram and Saira Nawas [6] introduced different types of fuzzy soft graphs and their properties.

In this paper we introduce the concepts of edge domination in fuzzy soft graphs, fuzzy soft edge domination number, fuzzy soft t -edge domination and fuzzy soft t -edge domination number.

Received: May 21, 2017

Revised: June 30, 2017

Published: October 26, 2017

© 2017 Academic Publications, Ltd.

url: www.acadpubl.eu

[§]Correspondence author

